



Mother Tongue Support Programme

Information Session for Parents

19 Feb 2021

Springdale Primary School

A PRESENTATION BY
MINISTRY OF EDUCATION, SINGAPORE



What is the Mother Tongue Support Programme (MTSP)?

A customised programme to support students in the learning of Mother Tongue Language (MTL) in Primary 3 and 4.

What are our beliefs?

We believe that every child can learn MTL. We hope to:

- Develop students as **A**ctive learners of MTL
- **B**uild their confidence in learning MTL
- Making Mother Tongue a **L**iving language by using the language in daily life
- Provide **E**ngaging and enjoyable learning experience

What are the key features?

- Smaller class size



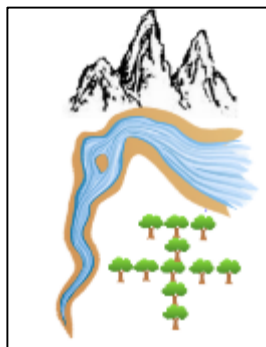
CL	ML	TL
Conducted during curriculum time		Conducted during curriculum time/ after school hours

- Targeted approach in teaching oracy and literacy skills
 - Explicit and skills-focused
 - Systematic and progressive (simple to complex)
- Use of customised learning materials
 - Multi-sensory
 - Fun and engaging
- Immersive language environment to enable students to learn MTL with confidence and joy
- Taught by trained MTSP teachers


How will my child benefit from the MTSP?

- More individualised attention
- Supportive learning environment
- Experiences of success

Examples of Learning Resources (Chinese)



Examples of Learning Resources (Malay)



terbayang- bayang <small>Kad Kata Kunci MTSP 3A U1 Pel 1 (2)</small>	 <small>Kad Kata Kunci MTSP 3A U1 Pel 1 (2)</small>
	Zaid _____ wajah kawan-kawannya. <small>Kad Kata Kunci MTSP 3A U1 Pel 1 (2)</small>

berat sebelah
Kad Tahu Bahasa MTSP 4A – Peribahasa

tidak adil
Kad Tahu Bahasa MTSP 4A – Peribahasa

bawa nasib
Kad Tahu Bahasa MTSP 4A – Peribahasa

**mencari
penghidupan di
tempat lain**
Kad Tahu Bahasa MTSP 4A – Peribahasa

lintas
Kad Tahu Bahasa MTSP 3A U3 Pel 2

lukis
Kad Tahu Bahasa MTSP 3A U3 Pel 2

masak
Kad Tahu Bahasa MTSP 3A U3 Pel 2

rancang
Kad Tahu Bahasa MTSP 3A U3 Pel 2

Examples of Learning Resources (Tamil)



எழுத்துகள்,
மின் சொல்லட்டைகள்



விலங்குகள்

விலங்கு

கள்

Partnering you to support your child

Partnering You

- We will:
 - Inform you of your child's progress regularly
 - Provide ideas and suggestions to support your child's learning, where necessary
 - Share strategies to engage your child in MTL learning at home in a fun and meaningful manner

Partnering You

Do	Avoid
<ul style="list-style-type: none">• Believe that your child can learn and wants to learn• Encourage your child to learn MTL• Praise your child for his/her good effort and progress• Set incremental and achievable goals with your child• Communicate with the school teacher regularly on your child's progress at home	<ul style="list-style-type: none">• Placing excessive attention on marks• Making comparison between your child and other children's achievement

Practical tips to help your child learn MTL

- Speak to your child in MTL whenever possible
- Show interest in your child's MTL learning journey
- Learn with your child, learn from your child
- Have regular conversations with your child about his/her experience in class
- Use a variety of resources, e.g. physical and digital resources to extend your child's language and literacy skills in MTL
- Encourage and accompany your child to read books or watch suitable TV programmes in MTL
- Provide a print-rich environment – visit the library regularly, set up a reading corner at home

Thank you





Ministry of Education
SINGAPORE