



1 February 2021

Dear parents

P5 Online Parents' Briefing Via Zoom

We will be conducting our P5 Parents' Briefing on:

Date	Fri, 19 Feb 21 (T1 W7)
Time	2.30 p.m. to 3.15 p.m.
Purpose	Update parents on: <ul style="list-style-type: none">• Level highlights• Curriculum matters• Strategies to support your children at home

Do note that this is **NOT a Parent-Teacher Conference (PTC)** where parents will be meeting up with teachers separately. PTC will be conducted later in the year and details will be given later.

Sharing Videos on Curriculum Matters

Before Parents' Briefing, you may wish to view the following subject video using the links below:

P5 EL/MA/SCI/MT	https://go.gov.sg/sdps2021p5subjectsharing
------------------------	---

Instructions for Briefing

Please register using the link: <https://form.gov.sg/600e6c8eff1322001248fa69>

Registration opens **from Mon, 1 Feb 21 to Fri, 5 Feb 21**. Should you have any queries about curriculum matters after watching the videos, you may wish to submit the questions via the registration link given.

Please ensure that you have your Zoom ready. Instructions for Zoom installation can be found in **Annex A**. Login details of the Zoom Meeting will be sent out via PG closer to the briefing day.

Due to constraints in Zoom Meeting features, we would appreciate if **only one parent** joins the briefing. This is to ensure that there are ample slots for everyone who has signed up for the session. Should you have further queries, please feel free to call or email your child's Form Teacher. Alternatively, you may also email me at cai_yuyu@moe.edu.sg. We look forward to your support and presence in the briefing!

Yours sincerely
Mrs Jaslyn Lim
Assistant Year Head

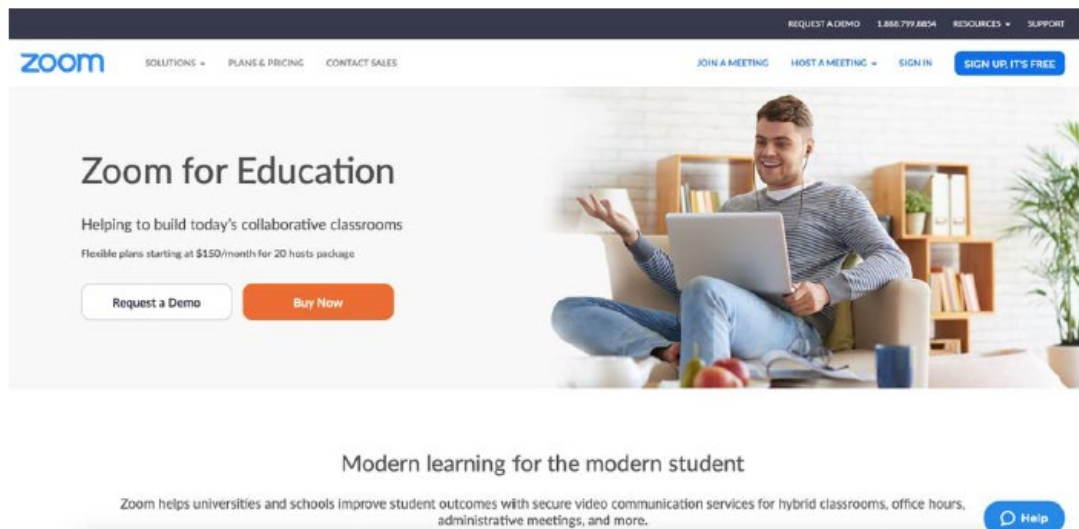
Springdale Primary School

71 Anchorvale Link Singapore 544799
63157600 (O) 63153351 (F)
www.springdalepri.moe.edu.sg
springdale_ps@moe.edu.sg

Guide to download Zoom and access a Zoom Meeting

What is zoom ?

Zoom is a software that allows people to have video conferencing and chat.



How do I get the Zoom app on my device?

Downloading Zoom

For Computers Running Windows and Mac OS

Parents accessing the Zoom meeting using Windows or Apple desktop/laptop computers do not have to download any application/extension.

For iPads/iPhones, Android phones/tablets, Chromebooks

Parents accessing the Zoom meeting using iPads and iPhones, or Android phones and tablets, or Chromebooks will have to download the Zoom application/extension prior to accessing Zoom for the first time.

Springdale Primary School

71 Anchorvale Link Singapore 544799


63157600 (O) 63153351 (F)

www.springdalepri.moe.edu.sg


springdale_ps@moe.edu.sg

1. For **Apple or Android devices**, scan the QR codes below to download the application.

For iPhones
and iPads

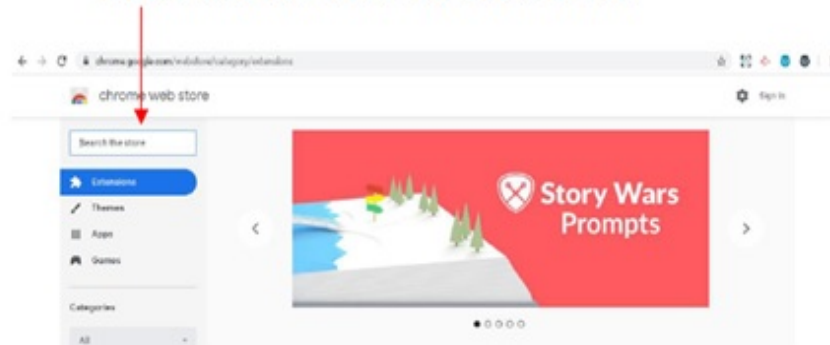


For Android
phones and tablets



For Chromebooks

2. For **Chromebook**, go to the Chrome Web Store:
<https://chrome.google.com/webstore/> and search for the
'Zoom' extension. Click 'Add to Chrome'.



Springdale Primary School

71 Anchorvale Link Singapore 544799

63157600 (O) 63153351 (F)

www.springdalepri.moe.edu.sg

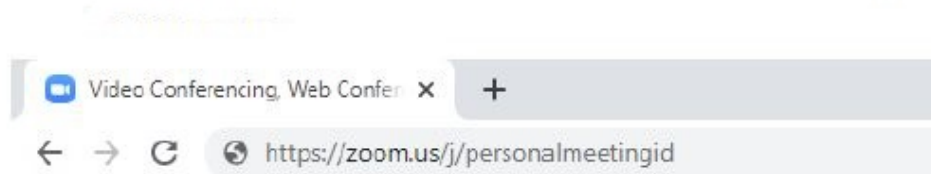
springdale_ps@moe.edu.sg

Accessing Zoom

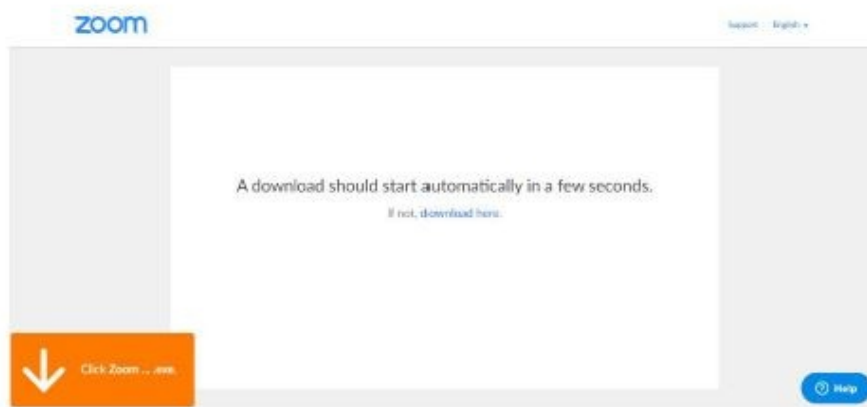
For computers

You can access Zoom meetings on your personal laptops and desktops by following the steps below.

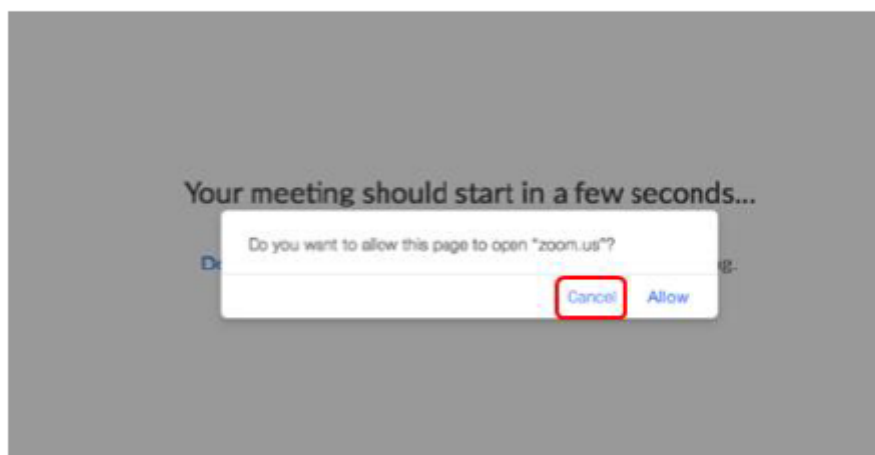
1. Using your Chrome browser, click on the Zoom link given.



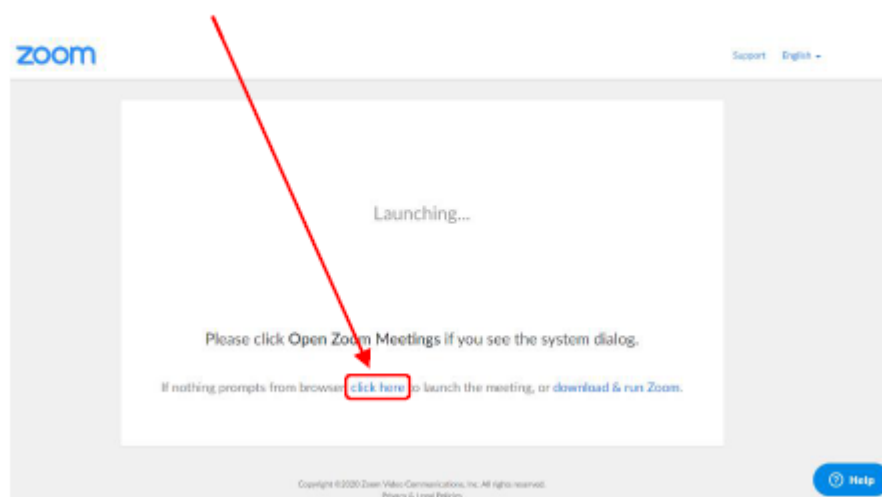
2. A download may automatically begin, if this happens, you do not need to run the program but just refresh the web page.



3. A popup may appear, and if this happens, click '**Cancel**'. Whenever prompted, click '**Cancel**'.



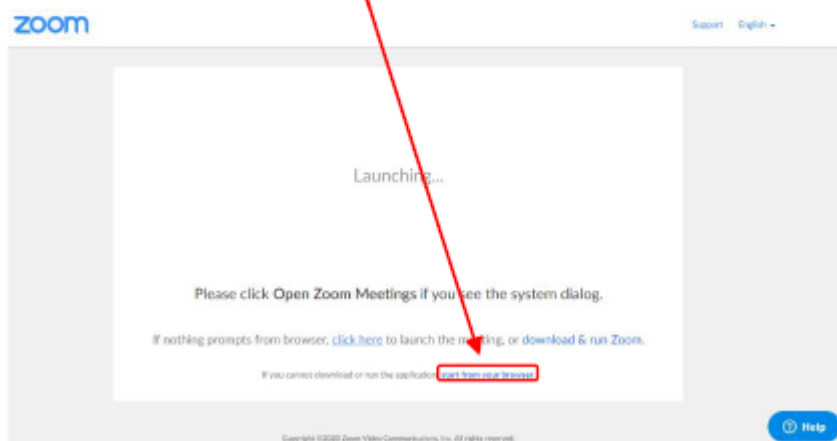
4. Click '**Click here**' to join the meeting.



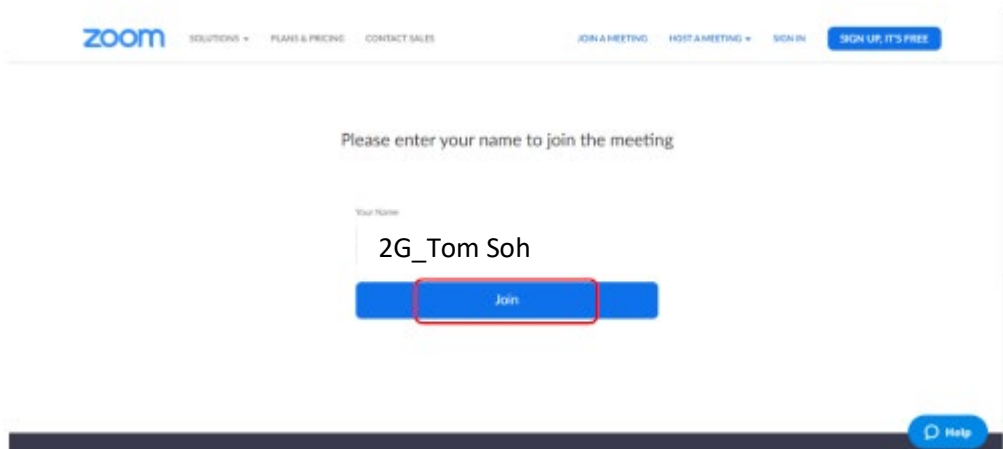
Springdale Primary School

71 Anchorvale Link Singapore 544799
63157600 (O) 63153351 (F)
www.springdalepri.moe.edu.sg
springdale_ps@moe.edu.sg

5. Click '**Start from your browser**' and the Zoom meeting should appear.



6. Key in your child's name in the format of: **Class_Name**, e.g. 2G_Tom Soh. Click '**Join**'.



7. Click '**Mute**' to silence the audio upon joining the meeting, and '**Start video**' to share your video with the teacher. Upon joining the meeting, wait for the teacher's instructions.

For other devices

These devices include iPhones and iPads, or Android phones and tablets, and Chromebooks.

1. Click on the Zoom link given.

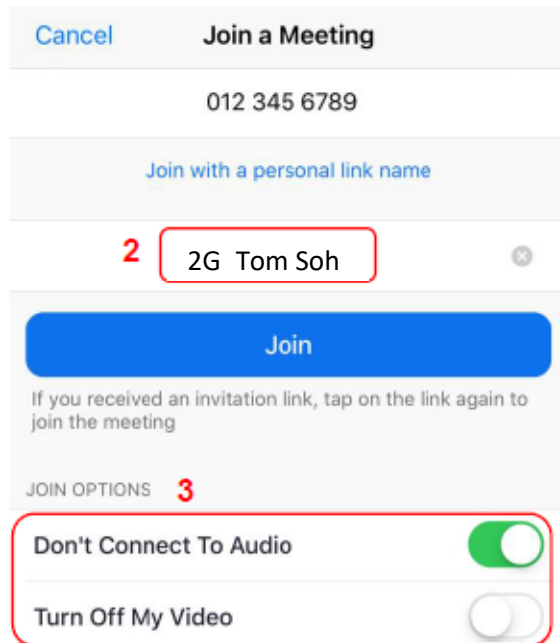


2. Key in your child's name in the format of: **Class_Name**, e.g. 2G_Tom Soh. Click '**Join**'.

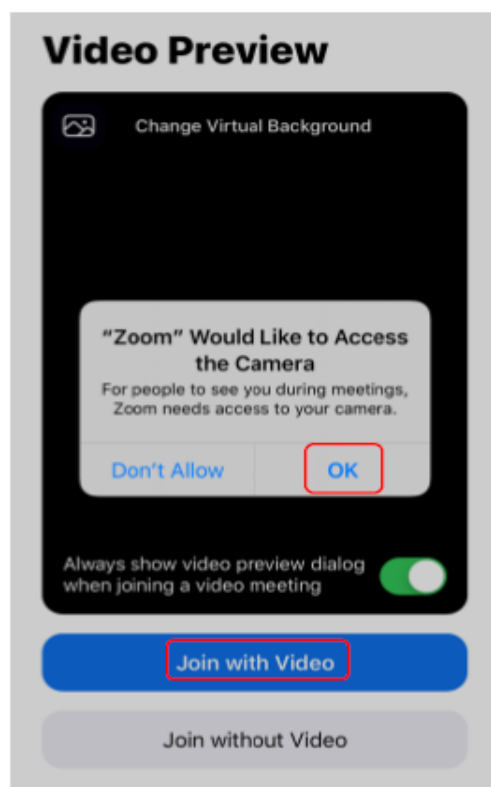
Springdale Primary School

71 Anchorvale Link Singapore 544799
63157600 (O) 63153351 (F)
www.springdalepri.moe.edu.sg
springdale_ps@moe.edu.sg

3. Check that **'Don't Connect to Audio'** is switched on, and **'Turn off My Video'** is switched off. Click on **'Join'**.



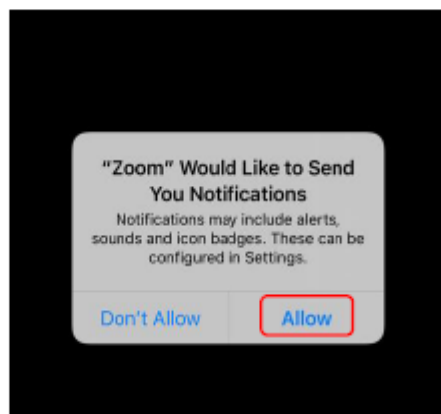
4. Click **'OK'** to allow Zoom to access the camera, then click **'Join with Video'**.



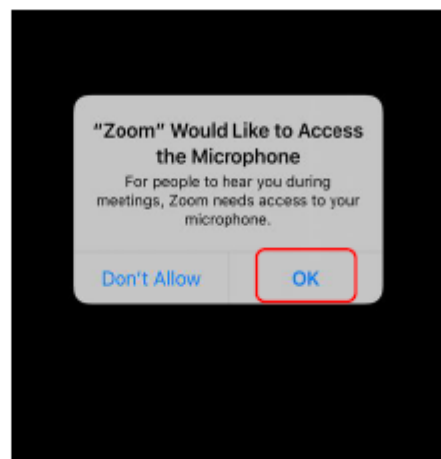
Springdale Primary School

71 Anchorvale Link Singapore 544799
63157600 (O) 63153351 (F)
www.springdalepri.moe.edu.sg
springdale_ps@moe.edu.sg


5. Click **'Allow'** to allow Zoom to send you notifications.



6. Click **'OK'** to allow Zoom to access the microphone.

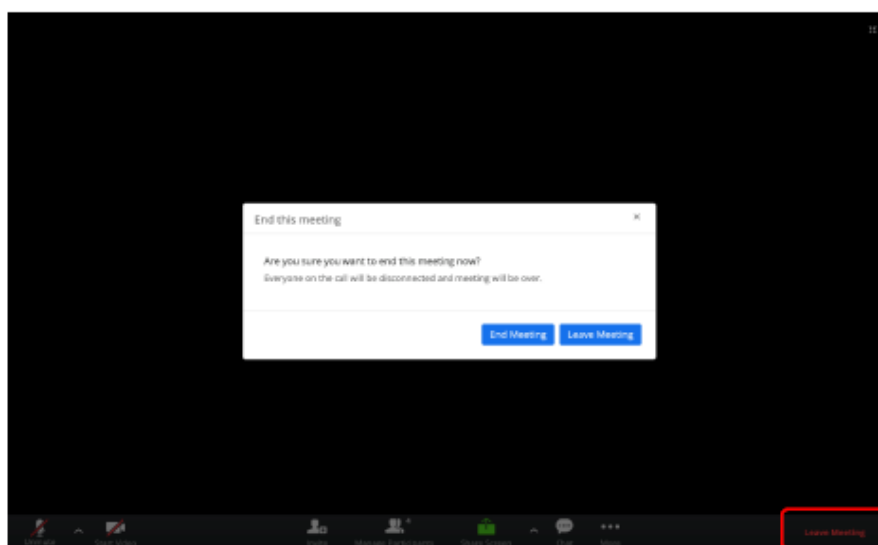


7. Check that your audio is **muted** and that you have **shared video** with the teacher. Wait for further instructions.



Leaving a Zoom Meeting

To end a Zoom meeting, click 'Leave Meeting'.



Springdale Primary School

71 Anchorvale Link Singapore 544799
63157600 (O) 63153351 (F)
www.springdalepri.moe.edu.sg
springdale_ps@moe.edu.sg