

Springdale Primary School



Information Booklet for Parents Primary 6 Standard (2019)

PREFACE

Dear Parents

It is our privilege to have your child be a part of the Springdale Primary School family. As we serve the community, the work we do needs many helping hands to make it happen and we look forward to working with you in nurturing every child who comes through our gates.

As a school, our purpose is to add value to the lives of our students through providing a holistic education that strikes a balance between making learning fun, building character and ensuring that every child is equipped with skills and competencies to navigate the future.

As such, we have prepared this Information Booklet to allow you to have a better idea of the guiding framework, content, resources and programmes of the respective subjects. We have also included some information on the Holistic Assessment (HA) practices in the school. More information on the weighted assessment items will be given at the beginning of each term.

Looking ahead, we believe that it will be an exciting year ahead filled with many opportunities for learning and growth. On behalf of the staff, we would like to wish all our parents a fruitful partnership with the school as we strive to give our best for our students.

Yours sincerely
Mdm Neo Lay Wah
Principal

CONTENT PAGE

Standard English Language	Page 1
Standard Mathematics	Page 5
Standard Science	Page 9
Standard & Higher Chinese Language	Page 13
Standard Malay Language	Page 17
Standard & Higher Tamil Language	Page 23
Physical Education	Page 24
Art Education	Page 26
Music Education	Page 29
Character & Citizenship Education	Page 32
Social Studies.....	Page 37
Holistic Assessment	Page 39

STANDARD ENGLISH LANGUAGE

AIMS OF ENGLISH LANGUAGE EDUCATION IN SCHOOLS

The Primary English Language Syllabus aims to enable all students to:

1. **Listen, read and view** critically and with accuracy, understanding and appreciation a wide range of literary and informational/ functional texts from print and non-print sources.
2. **Speak, write and represent** in internationally acceptable English (Standard English) that is grammatical, fluent, mutually intelligible and appropriate for different purposes, audiences, contexts and cultures.
3. **Understand and use internationally acceptable English (Standard English) grammar and vocabulary** accurately and appropriately as well as understand how speakers/writers put words together and use language to communicate meaning and achieve impact.

ENGLISH LANGUAGE FRAMEWORK

The overarching aim of the *EL Syllabus 2010* is to develop effective language use. Students' language use will be affected by the purpose, audience, context and culture and their proficiency in language use is assessed by their attainment of the learning outcomes.

To achieve the overarching aim of the *EL Syllabus 2010*, a two-pronged approach of building a strong foundation and providing rich language for all will be adopted. Students' language use is reflected in the following areas of language learning:

- Listening and Viewing
- Reading and Viewing
- Speaking and Representing
- Writing and Representing
- Grammar
- Vocabulary

Language Skills	Components / Tasks
Writing & Representing	<p>Situational Writing Students will write a short note to fulfil the task requirement. While doing so, they must demonstrate their understanding of purpose, audience and context clearly. The appropriate register and tone must be used too.</p> <p>Continuous Writing Students will organise and express their ideas in a coherent and cohesive manner that addresses the given topic and relates to at least one of the given pictures. They should demonstrate their ability to use a variety of vocabulary with clarity and precision and competency in using correct grammar, spelling and punctuation.</p>
Language Use	<p>Explicit Skills Instruction Besides STELLAR learning sheets, students will be supplemented with other learning materials so that they develop the necessary foundation skills for language use and acquire the strategies to tackle the various components assessed in PSLE:</p> <ul style="list-style-type: none"> ▪ Grammar ▪ Components Mastery Booklets

PROGRAMMES

STELLAR

The STELLAR programme aims to strengthen children's language and reading skills as well as promote a positive attitude towards learning in the foundational years. Age-appropriate materials and research-based teaching strategies will be used to engage children in the learning of English. Besides using the key strategies meant for lower primary classrooms, students will be exposed to the following strategies for the upper primary classrooms.

Supported Reading (SR)

Students will be given opportunities to make predictions, read assigned section silently before discussing the text and difficult words as a whole class. This strategy is usually carried out for narrative and information texts.

Know - Want to know - Learnt (KWL)

Students will use this strategy to extract information and relate it to what they already know about a topic. They will be guided to organise, access and remember information. This enables students to understand and follow the logic of information presented in a text, recognise information that is repeated and distinguish between main ideas and details. The teacher's support is gradually reduced when the students learn to be more independent in extracting information from what they read.

Retelling (RT)

Students will use retelling as a reading comprehension strategy to engage with the text at different levels: from interpreting meaning at the whole text level, to individual words and phrases and back to the whole text again. They will be given opportunities to engage in a whole range of important language and cognitive processes including recall of events/information, main points and characters, text structures and language features.

RESOURCES USED

1. High-interest storybooks
2. Student Response Logs
3. Marshall Cavendish Companion Booklets (4 Titles)
4. Grammar Smart Workbooks 6A to 6D
5. School Supplementary Materials
6. PSLE Booklet 2015-2017

STANDARD MATHEMATICS

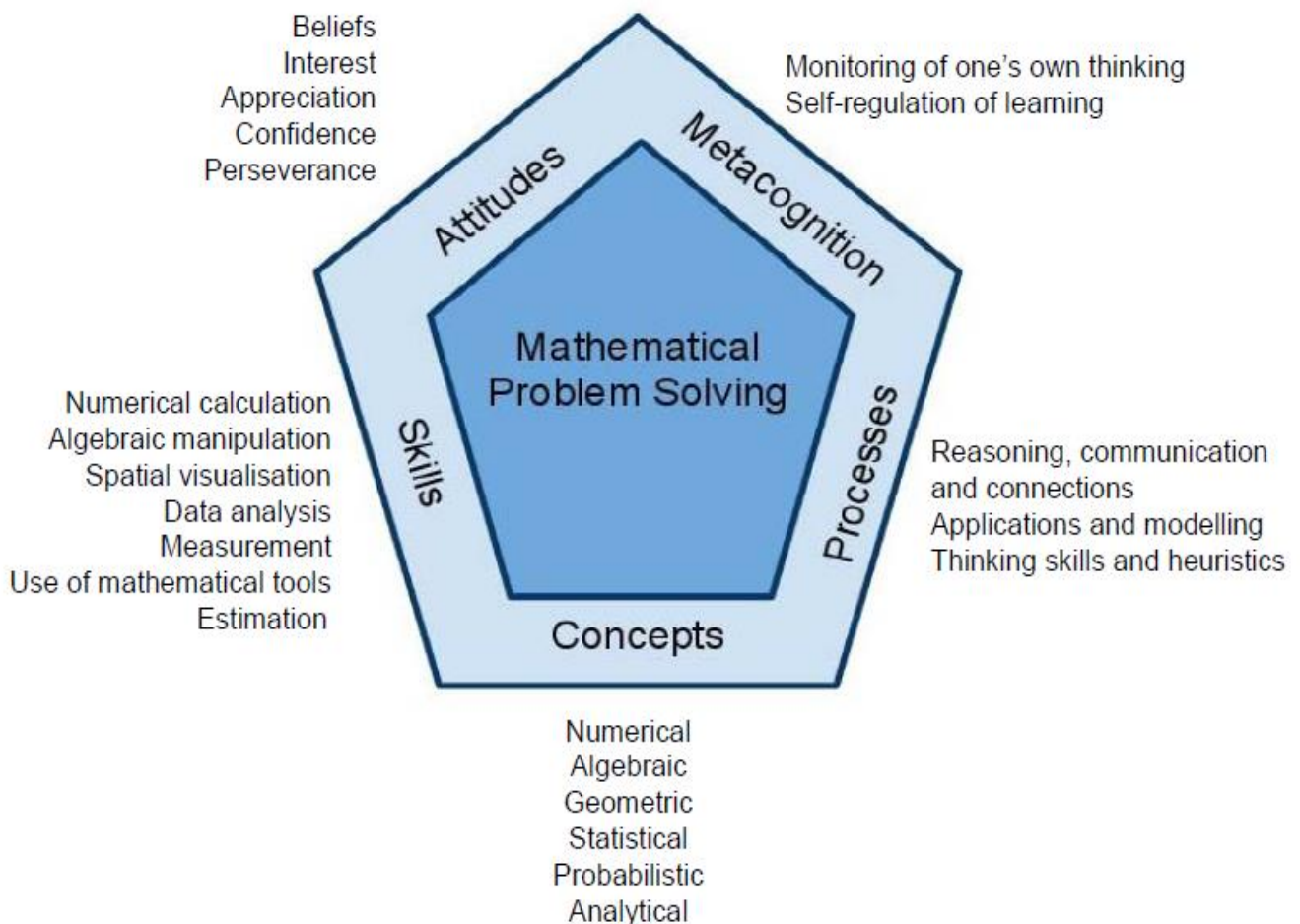
AIMS OF MATHEMATICS EDUCATION IN SCHOOLS

The Primary Mathematics Syllabus aims to enable all students to:

1. acquire mathematical concepts and skills for everyday use and continuous learning in Mathematics.
2. develop thinking, reasoning, communication, application and metacognitive skills through a Mathematical approach to problem-solving.
3. build confidence and foster interest in Mathematics.

MATHEMATICS FRAMEWORK

The central focus of the framework is Mathematical problem-solving, that is, using Mathematics to solve problems. The framework sets the direction for and provides guidance in the teaching, learning, and assessment of mathematics at all levels, from primary to tertiary. The framework stresses conceptual understanding, skills proficiency and Mathematical processes, and gives due emphasis to attitudes and metacognition.



SCOPE OF LEARNING

Content Chart	Components / Tasks
(A) Algebra	<ol style="list-style-type: none">1. Using letter to represent an unknown number2. Notation, representations and interpretation of simple algebraic expressions3. Simplifying simple linear expressions4. Evaluating simple linear expressions by substitution
(B) Fractions	<ol style="list-style-type: none">1. Dividing a proper fraction by a whole number without calculator2. Dividing a whole number/proper fraction by a proper fraction without calculator3. Word problems involving the 4 operations
(C) Ratio	<ol style="list-style-type: none">1. Relationship between fractions and ratio2. Word problems involving ratio including changing ratio
(D) Percentage	<ol style="list-style-type: none">1. Finding the whole given a part and the percentage2. Finding percentage increase/decrease3. Word problems involving percentage
(E) Angles in Geometrical Figures	<ol style="list-style-type: none">1. Finding unknown angles in composite geometric figures involving square, rectangle, triangle, parallelogram, rhombus and trapezium
(F) Circles	<ol style="list-style-type: none">1. Finding area and circumference of circle2. Finding area and perimeter of semicircle and quarter circle3. Finding area and perimeter of composite figures made up of square, rectangle, triangle, semicircle and quarter circle
(G) Speed	<ol style="list-style-type: none">1. Meaning of speed and average speed2. Relationship between distance, time and speed3. Writing speed in different units4. Word problems involving speed and average speed
(H) Volume	<ol style="list-style-type: none">1. Finding one dimension of a cuboid given its volume and the other dimensions2. Finding the length of one edge of a cube given its volume3. Finding the height of a cuboid given its volume and base area.4. Finding the area of a face of a cuboid given its volume and one dimension

Content Chart	Components / Tasks
(I) Pie Charts	<ol style="list-style-type: none"> 1. Reading and interpreting data from pie charts 2. Word problems using data from tables and graphs
(J) Solid Figures	<ol style="list-style-type: none"> 1. Identifying and drawing 2D representations of cube, cuboid, cone, cylinder, prism and pyramid 2. Identifying the nets of 3D solids of cube, cuboid, prism and pyramid 3. Identifying the solid who can be formed by a given net.

PROGRAMMES

Sustained Support for Mathematics (SSM)

Students learn Mathematical concepts through a series of activities that are scaffolded to develop conceptual understanding. The programme hinges on the principles of early success, strong basics and steady progress. The focus is to provide students the experiences to learn from the concrete stage to the pictorial stage and then to the abstract stage. Learning experiences involve the use of manipulatives, songs, storybooks and daily experiences. Students work with concrete objects during performance tasks so that they are able to make sense of their learning.

Learning through Play

Teaching and learning through play will ignite students' curiosity and thus better engage them in the subject. This would include knowledge construction using manipulatives (involving concrete resources) and open-ended problems (involving concepts) to make Math come alive for students. Students will be given opportunities to "play" with a Math problem and "toy" with the Math concepts before being taught the concepts.

Authentic Learning

Through authentic learning experiences beyond the classroom, e.g. Maths recess games and learning journeys, students are able to appreciate and apply what they have learnt in Mathematics in real-life contexts. It is through these experiences that they are able to reinforce and connect what they have learned in the classroom to real-life applications.

Problem-Solving

Non-routine Problems

Students at all levels, starting from Primary 2, are taught the different thinking skills and heuristics to help them solve non-routine questions and higher-order thinking questions. Students will go through investigative tasks so as to apply the heuristics in solving problems.

Routine Problems

Students at all levels, starting from Primary 1, are taught the fundamental skills related to problem-solving and these skills will be cascaded in progressive developmental stages which are tagged to the topics taught at the various levels.

Speed Sums

At the foundational levels, basic operations and number facts are emphasised. In order for students to be both accurate and quick, they are assessed formatively and regularly through this programme.

RESOURCES USED

1. Targeting Mathematics 6A & 6B Textbook
2. Targeting Mathematics 6A & 6B Workbook

Written by: Dr Eric Chan, Star Publishing Pte Ltd

3. PSLE Booklet 2015-2017

STANDARD SCIENCE

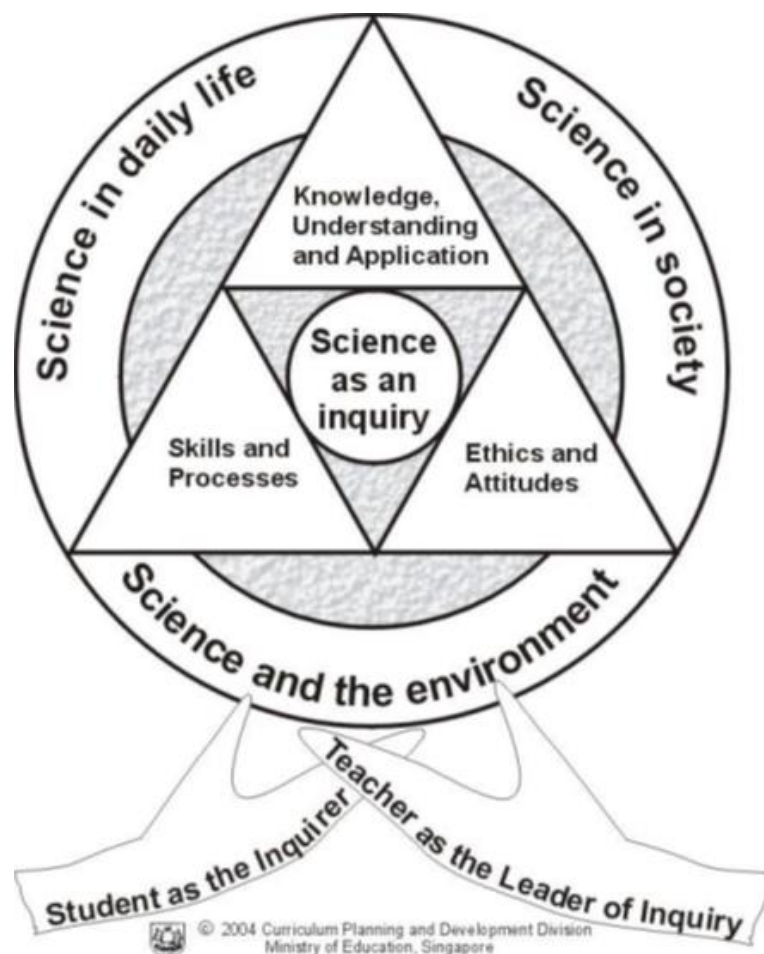
AIMS OF SCIENCE EDUCATION IN SCHOOLS

The Primary Science Syllabus aims to:

1. provide students with experiences which build on their interest and stimulate their curiosity about their environment;
2. provide students with basic scientific terms and concepts to help them understand the world around them;
3. provide students with opportunities to develop skills, habits of mind and attitudes necessary for scientific inquiry;
4. prepare students towards using scientific knowledge and methods in making personal decisions;
5. help students appreciate how science influences people and the environment.

SCIENCE CURRICULUM FRAMEWORK

Central to the curriculum framework is the inculcation of the spirit of scientific inquiry. The conduct of inquiry is founded on three integral domains of (a) Knowledge, Understanding and Application, (b) Skills and Processes and (c) Ethics and Attitudes. These domains are essential to the practice of science. The curriculum design seeks to enable students to view the pursuit of science as meaningful and useful. Inquiry is thus grounded in knowledge, issues and questions that relate to the roles played by science in daily life, society and the environment.



The approach towards the learning of science is based on themes that students can relate to in their everyday experiences, and to the commonly observed phenomena in nature. The aim is to enable students to appreciate the links between different themes/topics and thus allow the integration of scientific ideas. The five themes chosen are: Diversity, Cycles, Systems, Energy and Interactions.

The focus for each theme is given below:

Diversity

There is a great variety of living and non-living things in the world. Man seeks to organise this great variety of living and non-living things to better understand the world in which he lives. There are common threads that connect all living things and unifying factors in the diversity of non-living things that help Man to classify them. This theme brings across the importance of maintaining diversity. The essential takeaways for “Diversity” are:

- There is a great variety of living and non-living things around us.
- Man can classify living and non-living things based on their similarities and differences to better understand them.
- Maintaining the diversity of living things around us ensures their continual survival.

Cycles

There are repeated patterns of change in nature. Examples of these cycles are the life cycles of living things and the water cycle. Understanding these cycles helps Man to predict events and processes and to appreciate the Earth as a self-sustaining system. The essential takeaways are:

- There are repeated patterns of change around us.
- Observing cycles helps us to make predictions and understand things around us.

Systems

A system is a whole consisting of parts that work together to perform a function(s). There are systems in nature as well as man-made systems. Examples of systems in nature are the digestive and respiratory systems. Examples of man-made systems are electrical systems. Understanding these systems allows Man to understand how they operate and how parts influence and interact with one another to perform a function. The essential takeaways are:

- A system is made of different parts. Each part has its own unique function.
- Different parts / systems interact to perform function(s).

Interactions

Studying the interactions between and within systems enhances understanding of the environment and Man’s role in it. Interactions occur within an organism, between organisms as well as between organisms and the environment. The interaction of Man with the environment drives the development of Science and Technology. At the same time, Science and Technology influences the way Man interacts with the environment. By understanding the interactions between Man and the environment, students can better appreciate the consequences of their actions and be responsible for their actions. The essential takeaways are:

- There are interactions among Man, living and non-living things in the environment.
- Man can interact with the environment and make positive or negative impacts.
- Man plays an important role in conservation to ensure continuity of life and availability of resources.

Energy

Energy makes changes and movement possible in everyday life. Man uses various forms of energy for many different purposes. Man is not the only animal that needs energy; all living

things obtain energy and use it to carry out life processes. Understanding this theme will allow students to appreciate the importance and uses of energy and the need to conserve it. The essential takeaways are:

- Energy is required to enable things to work or move.
- There are different forms of energy and they can be converted from one form to another.
- Some sources of energy can be depleted and Man plays an important role in energy conservation.

SKILLS AND PROCESSES

There are opportunities for students to use concepts and integrate skills and processes to inquire things and phenomena around them. The skill sets aligned are shown in the table below:

Skills and Processes	Engaging with an event, phenomenon or problem through:	Collecting and presenting evidence through:	Reasoning; making meaning of information and evidence through:
Skills	<ul style="list-style-type: none"> • Formulating hypothesis • Generating possibilities • Predicting 	<ul style="list-style-type: none"> • Observing • Using apparatus and equipment 	<ul style="list-style-type: none"> • Comparing • Classifying • Inferring • Analysing • Evaluating
	Communicating		
Processes	Creative problem-solving, Investigation and Decision-making		

SCOPE OF LEARNING

The focus for P6 Standard is given below.

Term	Theme	Topics
1	Energy	Photosynthesis
		Energy forms and conversion
	Interactions	Effects and types of forces
2	Interactions	Environmental factors
		Populations and Communities
		Food chains and Food webs
3	Interactions	Adaptations
		Man & the Environment
4	All themes intensive revision	

PROGRAMMES

Experiential learning catered across the level through learning packages and activities to promote self-directed learning and cultivate a passion for Science includes:

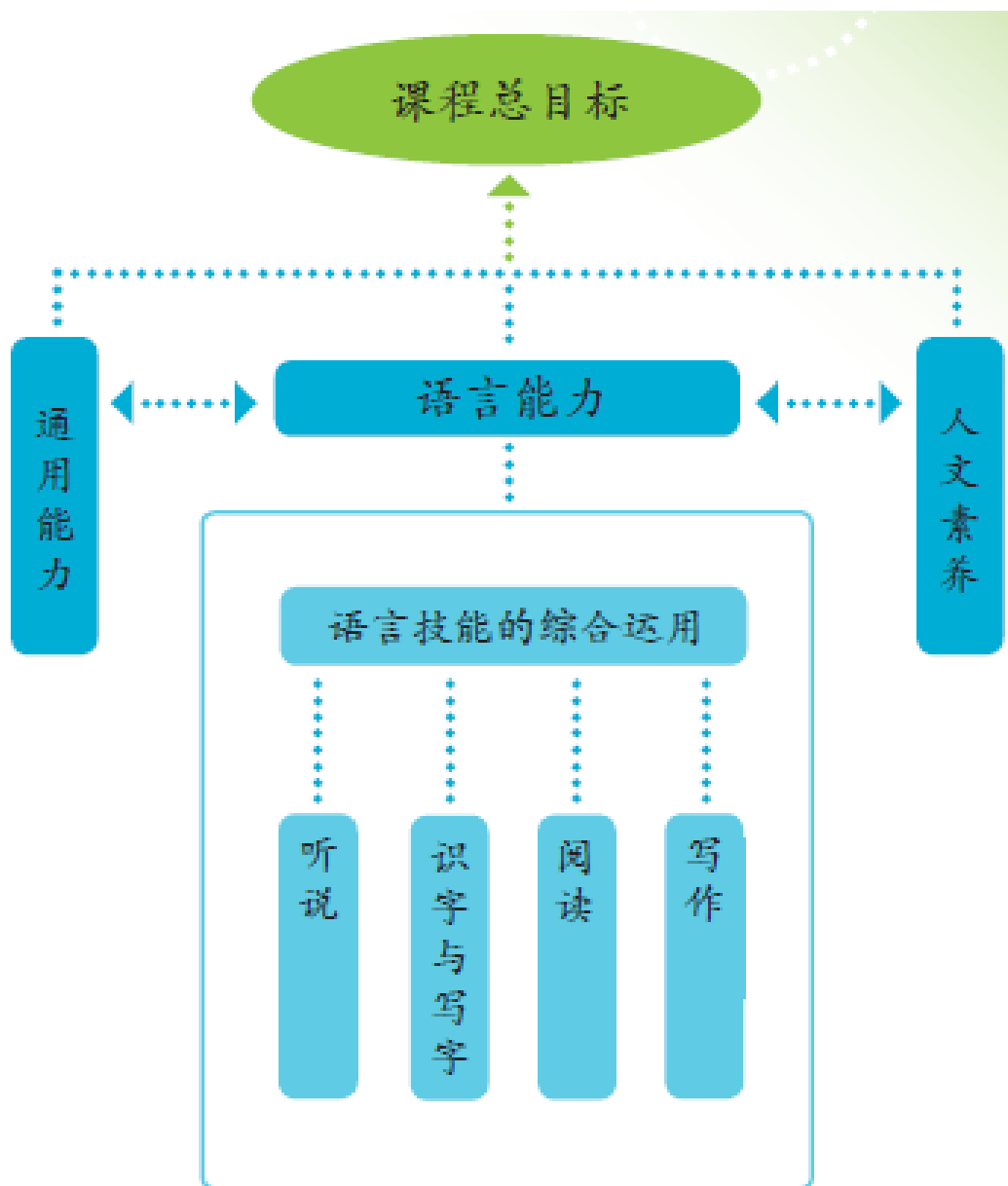
- Eco-trail Learning Package
- Performance Assessments

RESOURCES USED

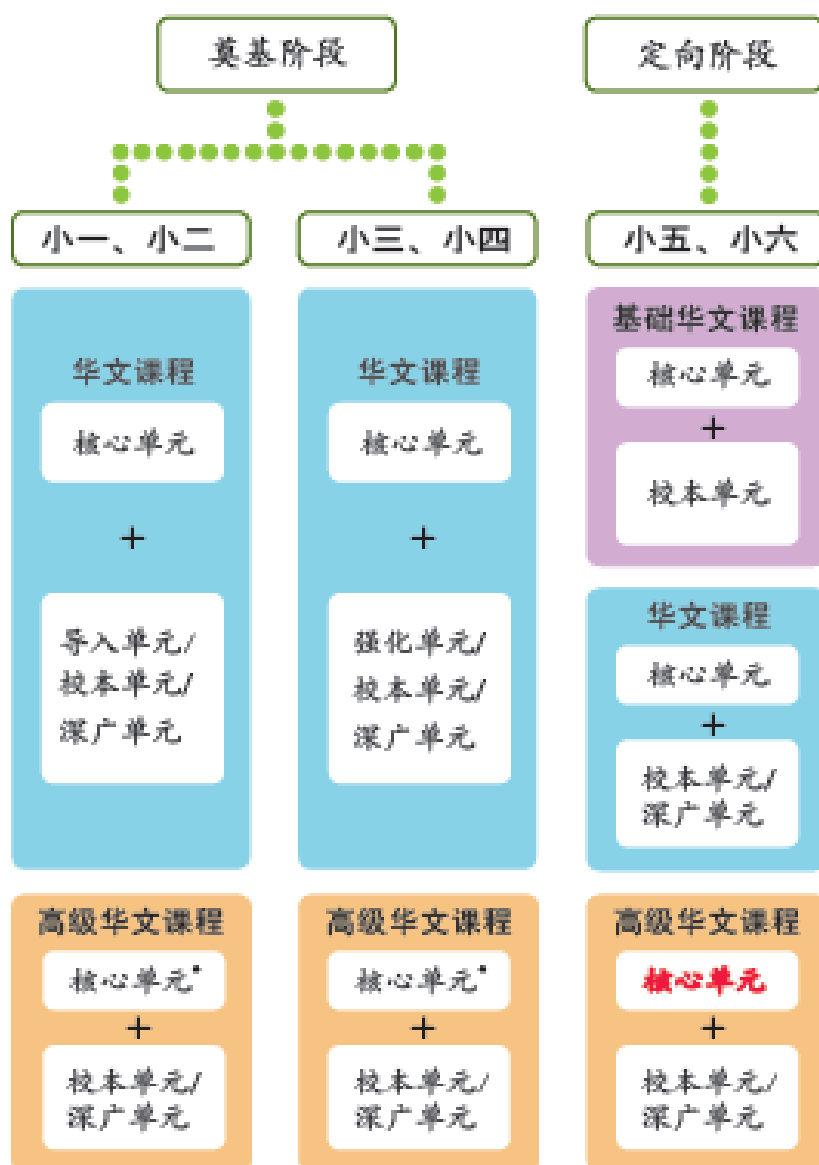
1. My Pals are Here! Science 5 & 6 Energy Text Book
2. My Pals are Here! Science 5 & 6 Energy Workbook
3. My Pals are Here! Science 5 & 6 Interactions Text Book
4. My Pals are Here! Science 5 & 6 Interactions Workbook
5. My Pals are Here! Science Tests P5/6 (2nd Ed) or Vitamindz Science Newton Series (Energy and Interactions)
6. PSLE Booklet 2016-2018

小学华文、高级华文课程的总目标

1. 培养学生的语文能力
2. 培养学生的人文素养
3. 培养学生的通用能力



课程框架



*高级华文课程的核心单元包括华文课程的核心单元和深广单元。

- 在完成了小一至小四的奠基阶段后，学生被编入小五基础华文班 / 华文班 / 高级华文班。

1. 华文课程

课程	单元组合与课时分配	
	70-80%	20-30%
华文课程	核心单元	导入/强化单元 或 校本单元 或 深广单元

2. 高级华文课程

课程	单元组合与课时分配	
	70-80%	20-30%
高级华文课程	核心单元	校本单元 或 深广单元

- 单元模式旨在不在将学生分流。单元模式的设立是为了让不同能力的学生能以最适合于他学习的进度来学习华文。

活动

乐学善用互动平台 (iMTL)

- 通过乐学善用互动平台培养学生的口语与书面互动能力。老师和学生也能够在线上平台进行教师评价、自我评价和同侪评价。

电脑课 (配合课文需要)

- 适当地融入科技教学，以调动学生的学习兴趣。

阅读计划 (第一至第四学段)

- 通过有系统的阅读计划激发学生的阅读兴趣，让学生养成博览群书的好习惯。

弟子规 (第一至第四学段)

- 利用《弟子规》培养学生良好的文明礼仪，并提高他们的口语和书面表达能力。

母语双周 (第二学段)

- 主办为期两个星期的母语活动 (例：戏剧欣赏、剪纸、书法等)，促进母语学习，希望学生多接触、了解华族文化，感受文化之美。

评价

评价的形式多元，除了考查学生的学习成果，还可以让老师们对学生在不同方面的学习能力、兴趣和需要，有更全面的了解。

全面性评价

全面性评价的宗旨是要通过不同的评价形式促使学生的学习和成长，让学生有更多机会通过多元的学习任务展示学习成果，以在“德、智、体、群、美”五育得到全面的发展。多元的评价形式能更好地配合学生的学习需要和学习方式，让学生学习得更投入，更有意义。

教材

1. 课本
2. 活动本
3. PSLE Booklet 2016-2018

教材的活动本将结合作业与习字，并通过丰富有趣的方式，让学习脱离操练，从而变得更富有意义。

STANDARD MALAY LANGUAGE

MATLAMAT PENDIDIKAN BAHASA MELAYU PERINGKAT SEKOLAH RENDAH

Kurikulum Bahasa Melayu peringkat sekolah rendah adalah untuk membolehkan murid:

1. berkomunikasi secara efektif dalam Bahasa Melayu dalam kehidupan seharian dan alam pekerjaan;
2. memahami dan membina jati diri melalui penghayatan yang mendalam tentang budaya, tradisi, sastera dan sejarah; dan
3. berhubung dengan masyarakat Nusantara dan dunia yang bertutur dalam bahasa atau budaya yang sama.

VISI ARIF BUDIMAN

Dalam mencapai matlamat yang diinginkan, murid perlu dilengkapi dengan ilmu, kemahiran dan sikap untuk menjadi murid yang berhemah dan memberikan sumbangan kepada pembangunan masyarakat dan negara. Oleh itu, pendidikan Bahasa Melayu di Singapura adalah untuk membentuk setiap murid menjadi individu yang mempunyai ciri-ciri Arif Budiman. Visi Arif Budiman, iaitu insan berilmu pengetahuan yang berbakti kepada masyarakat, menetapkan satu hala tuju bagi guru, ibu bapa dan murid untuk membina kefasihan berbahasa dan mengamalkan penghayatan nilai dan budaya Melayu.

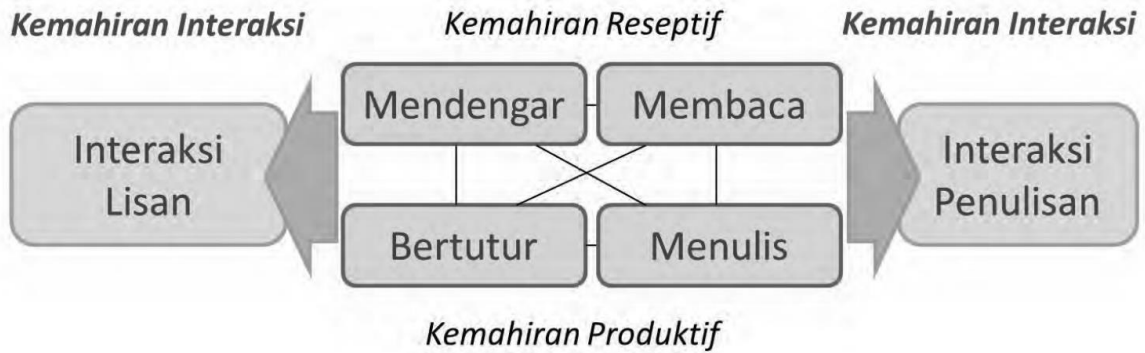
KEMAHIRAN BAHASA

Pengajaran dan pembelajaran bahasa bertujuan menjadikan murid sebagai pengguna bahasa yang cekap yang boleh berkomunikasi dengan yakin, berkesan dan bermakna dalam situasi sebenar, melalui tugas bahasa yang autentik. Untuk mencapai tujuan ini, murid harus mengasah kemahiran berbahasa yang merentasi tiga kategori iaitu reseptif, produktif dan interaksi yang merangkumi enam kemahiran bahasa, iaitu mendengar, membaca, bertutur, menulis, interaksi lisan dan interaksi penulisan.

PROGRAM

Program pendidikan Bahasa Melayu di sekolah melibatkan pelajar secara aktif menerusi aktiviti yang dijalankan di dalam dan di luar bilik darjah. Pelajar juga diberi peluang untuk meningkatkan kemahiran mereka dengan berinteraksi bersama rakan sedarjah.

Aktiviti pembelajaran yang dilakukan oleh murid-murid telah direka khas dengan menggunakan pendekatan dalam pengajaran dan penilaian untuk memenuhi keperluan pembelajaran pelajar yang berbeza-beza. Kemahiran dan pengetahuan bahasa dilalui oleh murid-murid telah dibahagikan kepada tiga dimensi yang merangkumi enam kemahiran bahasa:



Aktiviti Pembelajaran		
<p>Kemahiran Reseptif ialah kemahiran bahasa yang melibatkan pemahaman dan pentafsiran makna dalam aktiviti atau tugas bertutur atau penulisan.</p>	<p>Kemahiran Mendengar</p> <p>1. <u>Kefahaman mendengar</u> Murid dikehendaki memahami dan mentafsirkan makna yang sesuai terhadap sesuatu teks (contoh: ucapan, berita, cerpen, novel, puisi) yang didengar.</p>	<p>Kemahiran Membaca</p> <p>1. <u>Bacaan Lantang</u> Murid diberi peluang untuk menilai bacaan mereka secara sendiri atau berpasangan. Murid juga akan menggunakan bahan ICT untuk mendengar suara rakaman mereka supaya dapat mengecam kelemahan atau kekuatan bacaan mereka. Bahan bacaan berbentuk cerpen, karangan dan puisi.</p> <p>2. <u>'Saya Yakin Membaca!'</u> Murid dikehendaki membaca secara meluas. Penekanan diberikan kepada aspek pemahaman dan penaakulan pelbagai bahan secara kritis.</p>
<p>Kemahiran Produktif ialah kemahiran bahasa yang melibatkan penciptaan dan persembahan tugas bertutur atau penulisan.</p>	<p>Kemahiran Bertutur</p> <p>1. <u>Sesi Perkongsian</u> Murid akan bertutur dengan jelas, lancar dan berkesan; menggunakan sebutan baku, intonasi dan jeda yang betul; sesuai dengan tujuan, khalayak dan konteks dan boleh berinteraksi sosial tentang diri dan masyarakatnya.</p> <p>Murid dikehendaki memberi pandangan peribadi berdasarkan bahan rangsangan atau topik yang diberikan.</p>	<p>Kemahiran Menulis</p> <p>1. <u>'Saya Yakin Menulis!'</u> Menulis teks prosa (naratif, deskriptif, fungsional) dan puisi berdasarkan panduan/ rangsangan.</p>

<p>Kemahiran Interaksi Lisan dan Penulisan, merupakan komunikasi interpersonal. Komunikasi ini memerlukan murid untuk memberi respons secara lisan dan penulisan.</p>	<p>Kemahiran Interaksi Lisan</p> <p>1. <u>Pembelajaran secara kolaboratif</u> Murid akan melakukan tugas secara kolaboratif. Murid dikehendaki memulakan pertuturan atau menjawab soalan yang biasanya memerlukan respons dari rakan sedarjah. Bahan rangsangan seperti gambar atau video akan diberikan.</p>	<p>Kemahiran Interaksi Penulisan</p> <p>1. <u>'Saya Yakin Menulis!'</u> Murid dikehendaki melengkapkan teks dalam pelbagai konteks (contoh: surat kiriman, poskad, e-mel, pesanan ringkas).</p>
--	--	--

SISTEM BAHASA

Berikut adalah aspek tatabahasa yang akan diperkenalkan secara bertahap-tahap :

(1) Tatabahasa

- Sintaksis
- Kata Tunggal
- Kata Kerja
- Kata Adjektif
- Kata Tanya
- Kata Majmuk
- Kata Seerti/Seiras
- Kata Berlawanan/Berpasang
- Kata Nama
- Kata Tugas
- Kata Berimbuhan
(meN,beR,teR,peN,di-,ke-,se-,pe-, -an,-kan,-i meN-kan,di-kan,beR-kan,beR-an,ke-an,peN-an,pe-an)
- Kata Ganda Penuh dan Separa
- Penjodoh Bilangan
- Bandingan Semacam
- Ayat Majmuk dan Jenis Ayat

(2) Kosa Kata

- berdasarkan bahan pembelajaran dan lembaran kerja yang digunakan

(3) Tanda Baca

- tanda noktah (.), koma (,), tanya (?), sempang (-), seru (!)

(4) Senarai Peribahasa (Darjah 5 & 6)

No.	Peribahasa	Maksud / makna
1	air dicencang tiada putus	dua orang yang bersaudara tidak dapat dipisahkan oleh perselisihan
2	bagai aur dengan tebing	hidup saling bekerjasama
3	bagai dakwat dengan kertas	tidak pernah bercerai, sangat cocok
4	bagai isi dengan kuku	sangat rapat
5	bagai menghitung	mengerjakan sesuatu yang sia-sia

No.	Peribahasa	Maksud / makna
	bulu kambing	
6	bagai tikus membaiki labu	orang yang cuba membaiki sesuatu yang tidak diketahuinya, akhirnya merosakkannya
7	banting tulang	kerja keras dengan bermati-matian
8	berani mati	sangat tekad
9	diam-diam ubi	pendiam tetapi berfikir atau banyak pengetahuan
10	kata putus	<ul style="list-style-type: none"> • ketentuan terakhir • keputusan rundingan
11	lapang dada	berasa senang atau mempunyai perasaan yang sabar
12	makan suap	menerima rasuah
13	memerah otak	<ul style="list-style-type: none"> • berfikir • belajar bersungguh-sungguh
14	mengorak langkah	berikhtiar
15	panjang akal	bijaksana
16	perah tenaga	bertungkus-lumus
17	putih hati	ikhlas
18	seperti anjing dengan kucing	dua orang yang sering bertengkar apabila bertemu
19	seperti garam jatuh di air	cepat meresap atau segera mengerti nasihat atau pelajaran
20	seperti kacang lupukan kulit	tidak mengenang jasa atau budi orang yang pernah membela atau menolongnya
21	seperti katak bawah tempurung	<ul style="list-style-type: none"> • terhad pengetahuan atau pengalaman • apa yang diketahui ialah hal-hal yang ada di sekelilingnya sahaja
22	seperti lipas kudung	<ul style="list-style-type: none"> • selalu bergerak dengan cepat • selalu sibuk bekerja
23	seperti pahat dengan penukul	satu sama lain bantu-membantu
24	tahan hati	tabah
25	tahan uji	berani diuji kebaikan atau keberanian
26	tajam hati	pintar atau cerdas
27	tajam ingatan	<ul style="list-style-type: none"> • tidak cepat lupa • sentiasa ingat apa yang berlaku di sekitarnya
28	tangan kosong	datang bertandang ke sesuatu tempat tanpa membawa apa-apa
29	tangan terbuka	menerima kedatangan seseorang dengan gembira atau sukacita
30	tulang belakang	sumber kekuatan atau orang yang dianggap tempat berlindung dalam sesuatu kumpulan dan lain-lain

Senarai Peribahasa (Darjah 5 & 6 – Bahasa Melayu Lanjutan)

No.	Peribahasa	Maksud / makna
1	ayam tambatan	orang harapan
2	bagai cembul dengan tutup	memang sesuai benar
3	bagai lebah menghimpun madu	sangat rajin
4	buka pintu	<ul style="list-style-type: none"> • memberikan kebenaran masuk

No.	Peribahasa	Maksud / makna
		• memberikan peluang untuk berunding
5	seperti air dalam kolam	orang yang tenang sikap dan tingkah lakunya
6	seperti ikan pulang ke lubuk	orang yang telah balik ke tempat asalnya payahlah hendak berdagang semula
7	seperti menatang minyak yang penuh	sangat dikasihi dan dipelihara dengan sempurnanya
8	tanam budi	berbuat baik
9	tumbuk rusuk	memberikan rasuah
10	umpama minyak setitik, di laut sekalipun timbul jua	orang yang baik biar di mana sekalipun akan dimuliakan juga

Senarai Peribahasa (Darjah 3 & 4)

No.	Peribahasa	Maksud / Makna
1	ada akal	memiliki idea
2	ada bakat	berkebolehan, berkeupayaan
3	ada hati	ada kemahuan atau keinginan atau cita-cita untuk melakukan atau memiliki sesuatu
4	ada jalan	mempunyai cara untuk melakukan sesuatu
5	ambil berat	• memberikan perhatian atau menumpukan perhatian • mengambil tahu tentang sesuatu
6	ambil hati	berasa kecewa atau tersinggung kerana kelakuan atau perbuatan seseorang
7	anak emas	orang yang sangat disayangi
8	baik budi	berperangai mulia dan mempunyai peribadi yang baik
9	berat sebelah	• tidak adil • menyebelahi satu pihak
10	besar hati	perasaan bangga atau gembira terhadap sesuatu pemberian atau pertolongan
11	buah tangan	barang yang dibawa sebagai hadiah
12	campur tangan	masuk campur dalam sesuatu urusan
13	cari jalan	berikhtiar mengatasi masalah ataupun mencari peluang meneruskan sesuatu yang dirancangkan
14	hati emas	sangat baik hati
15	hidung tinggi	sombong
16	ikat perut	• lokek atau kedekut • mengurangkan makan kerana hendak berjimat
17	jaga mulut	hati-hati apabila bercakap
18	jalan tengah	tidak berat sebelah atau tidak memihak kepada sesiapa
19	keras hati	sangat degil
20	lepas tangan	• tidak mahu mengambil tahu • tidak mahu bertanggungjawab dalam sesuatu perkara
21	lurus akal	jujur
22	membawa nasib	mencari penghidupan di tempat lain
23	muka tembok	tidak tahu malu
24	murah hati	suka memberikan bantuan
25	orang tengah	pendamai antara dua pihak
26	ringan mulut	peramah / mudah menyatakan pendapat
27	ringan tulang	rajin bekerja

No.	Peribahasa	Maksud / Makna
28	tajam akal	cepat menerima pelajaran
29	tanda mata	hadiah yang diberikan sebagai kenangan
30	tolak ansur	<ul style="list-style-type: none"> • bersefahaman • saling memberi

BAHAN PEMBELAJARAN

1. Buku Teks MEKAR 6A & 6B
2. Buku Aktiviti MEKAR 6A & 6B
3. Lembaran Kerja (Darjah 6)
4. Portal SLS
5. *PSLE Booklet* 2016-2018

HIGHER AND STANDARD TAMIL LANGUAGE

தமிழ்/ *உயர்தமிழ்

தமிழ்மொழி கற்றலின் நோக்கங்கள்

தமிழ்மொழி கற்றல் இரு நோக்கங்களை அடிப்படையாகக் கொண்டுள்ளது. அவை அடிப்படை மொழித்தறன்களாகிய கேட்டல், பேசுதல், படித்தல், எழுதுதல் ஆகியவற்றில் முறையாகப் பயிற்சி பெறுவதும், தமிழ் பண்பாட்டுக்கூறுகளையும், பாரம்பரியக் கூறுகளையும் நன்கு விளங்கிக் கொள்வதோடு, நாட்டுருவாக்கத்திற்குத் தேவையான பண்புநலன்களைப் பெற்று பயன் அடைவதும் ஆகும்.

மொழி கற்றலில் கேட்டல், பேசுதல், படித்தல், எழுதுதல் ஆகிய நான்கும் அடிப்படை மொழித்தறன்களாகும். தொடக்கநிலை 4 மாணவர்கள் கீழ் குறிப்பிடப்பட்டுள்ள நான்குத் திறன்களிலும் வலுவான அடித்தளம் பெறும் வண்ணம் இத்திறன்கள் அமைதிருக்கின்றன.

கேட்டலும் நோக்கலும்

கட்டளைகளைக் கவனமாகக் கேட்டும் பார்த்தறிந்தும் தமது புரிந்துணர்வை வெளிப்படுத்துவதோடு அவற்றுக்கேற்றவாறு செயற்படுவர். பாடப்பொருளைக் கவனமாகக் கேட்டுத் தம் முன்னறிவோடு இணைத்துக் கூறுவர். கேட்டதையும் பார்த்தறிததையும் நுணுகி ஆராய்ந்து பல்வேறு வழிகளில் தம் புரிந்துணர்வை வெளிப்படுத்துவர்.

பேசுதல்

தேவைக்கேற்பக் குரல் ஏற்ற இறக்கத்துடனும் சரியான உச்சரிப்புடனும் தெளிவாகவும் சரளமாகவும் பேசுவர். சூழலுக்கேற்பப் பேச்சுத்தமிழில் அல்லது எழுத்துத்தமிழில் பேசுவர். பல்வேறு சூழல்களில் கருத்துக்களைப் பயன்முனைப்புமிக்க முறையில் கூறுவர்.

பேச்சுவழி கருத்துப்பரிமாற்றத் திறனை வளர்த்துக் கொள்ளுதல்; பொருத்தமான சொற்களையும் பலதரப்பட்ட வாக்கியங்களையும் பயன்படுத்தித் தெளிவாகக் கருத்துப்பரிமாற்றம் செய்வர்.

படித்தல்

ஐந்தாம் நிலைக்கான சொற்றொடர்களையும் வாக்கியங்களையும் சரியாக உச்சரித்துச் சரளமாகவும் பொருள் விளங்குமாறும் படிப்பர். ஐந்தாம் நிலைக்கேற்பப் பொருத்தமான பனுவல்களைப் பொருளுணர்ந்து குறிப்பிட்ட வேகத்துடன் படிப்பர்.

எழுதுதல்

படம், படத்தொடர் சூழல் முதலியவற்றை ஒட்டி கதை அல்லது கட்டுரை எழுதுவர். இலக்கணம், மொழிமரபுகள், கருத்தறிதல் ஆகிவற்றோடு ஆத்திச்சூடி, உலகநீதி ஆகிய செய்யுள் வகைகளையும் படித்தறிவர்.

எழுத்து கருத்துப்பரிமாற்ற அங்கத்தில் பகுதியை ஒட்டி சிறு குறிப்பு எழுதுவர்.

*உயர்தமிழுக்குப் படித்தலும், எழுதுதலும் மட்டுமே சோதிக்கப்படும்

PHYSICAL EDUCATION

AIM OF PHYSICAL EDUCATION (PE) IN SCHOOLS

The Primary PE Syllabus aims to enable all students to demonstrate individually and with others the physical skills, practices and values to enjoy a lifetime of active, healthy living.

PE AND SPORTS DEVELOPMENT FRAMEWORK

The PE and Sports Development Framework is designed to guide the delivery of PE and Sports within the school system. It is an inclusive approach whereby each individual values, participates and pursues physical activities and sports of their interest and ability in order to enrich their lives, be they for recreation, personal challenge and achievement or national honours.

A strong foundation anchored on fundamental motor skills and core values form the bedrock on which the building blocks for learning, participation and enjoyment in a wide variety of physical activities and sports rest. Such participation develops broad-based physical competencies which provide opportunities for exploration of interest.

From broad-based development, all individuals are able to continue into recreational participation. Those with interest and ability to participate at a higher level can specialise and commit to sport-specific training. Having acquired broad-based competencies, each individual can choose and change physical activities and sports most suited for them as physical ability and interest change across an individual's life span.

GOALS OF PE

The PE Syllabus seeks to equip our students with competencies to engage in a wide range of physical activities and sports.

PE seeks to develop in each student the ability to:

Goal 1: Acquire a range of motor skills to participate in a variety of physical activities.

Goal 2: Understand and apply movement concepts, principles and strategies in a range of physical activities.

Goal 3: Demonstrate safe practices during physical and daily activities with respect to themselves, others and the environment.

Goal 4: Display positive personal and social behaviour across different experiences.

Goal 5: Acquire and maintain health-enhancing fitness through regular participation in physical activities.

Goal 6: Enjoy and value the benefits of living a physically active and healthy life.

SCOPE OF LEARNING

The 7 learning areas that facilitate the organization of learning experiences in the primary schools include:

1. Athletics (from Primary 3)
2. Dance
3. Games and Sports
4. Gymnastics
5. Swimming (by the end of Primary 6)
6. Outdoor Education
7. Physical Health & Fitness

At the lower primary level, the focus is on the teaching and mastery of fundamental motor skills and concepts. These skills are applied through learning areas such as games and sports, dance and gymnastics. The upper primary level builds on students' development in the lower primary with further refinement of their basic movement patterns, and the development of combined skills to help them move with increasing complexity, variety, and versatility to solve more challenging movement activities and tasks.

Assessment

P6 students will be assessed in the following areas:

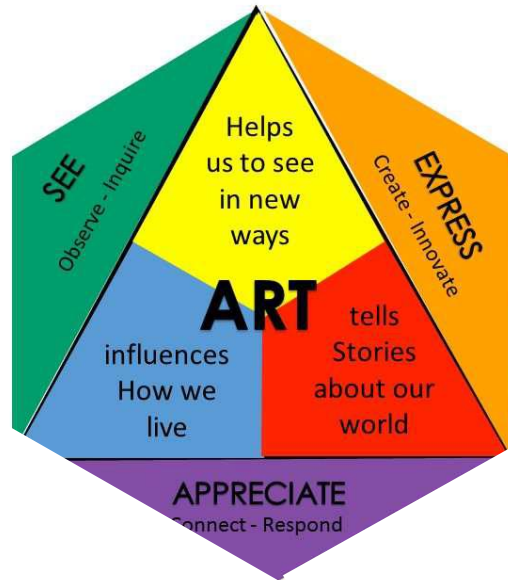
1. National Physical Fitness Award (NAPFA)
2. Display of Critical and Inventive Thinking (CIT) Skills in PE
3. Participation in PE

S/N	Area	Item
1.	National Physical Fitness Award (NAPFA)	Demonstrate the ability to achieve the Gold, Silver or Bronze Awards for the NAPFA test. The six test items consist of Sit-ups, Inclined Pull-Ups, Sit-and-Reach, Standing Broad Jump, 4 x 10 m Shuttle Run and 1.6km Run/Walk.
2.	Display of Critical and Inventive Thinking (CIT) Skills in PE	Through the Gymnastics task, the student is able to work in small groups of 3 to 4 to generate ideas and explore different countertension and counterbalance actions to form a variety of symmetrical and asymmetrical shapes with momentary stillness. He/she is able to accept different perspectives, solutions and/or methods, in an uncertain situation. He/she is also able to stay focused on the tasks and persevere when he/she encounters difficulties and unexpected challenges.
3.	Participation in PE	Display effort to listen attentively, follow instructions and work well with fellow peers in order to improve on learned skills safely.

ART EDUCATION Primary Art Syllabus

AIMS OF ART EDUCATION IN SCHOOLS

The aims of Art education are to enable every student:
To enjoy art, communicate visually, and make meaning through connecting with society and culture.



ART FRAMEWORK

The Learning Outcomes of the Art curriculum are organised by levels in 2-year blocks and according to the cognitive and artistic development of our students. The objectives of the syllabus are achieved through the framework of **See**, **Express** and **Appreciate**. The three behavioural domains of *seeing*, *expressing* and *appreciating* take into consideration the cognitive, affective and psychomotor dimensions that students are involved in when learning art. This ensures that students are provided with opportunities to observe their environment, generate ideas, create artworks, discuss about art and value the role of art in society.

See	Express	Appreciate
In <i>Seeing</i> art, our students observe their surroundings closely & analyse and reflect on their visual and other experiences. The focus will be on recording and interpreting as means towards developing student's observation and visual inquiry. Students will be equipped with tools such as drawing to capture and reflect on their observations and experiences.	In <i>Expressing</i> art, our students generate ideas from what they see & explore ways to create and communicate through the use of various conventional and unconventional materials and tools, art forms and media. Students also experiment and innovate with visual elements, quality of materials, tools and artistic processes in order to meet an artistic intention.	In <i>Appreciating</i> art, our students acquire skills & use appropriate art vocabulary to discuss & interpret artworks. Students deepen their understanding of Singapore through drawing inspirations from their environment, learning about artworks and artists from local and other culture and context to make connections and understand the values of art in their lives and society.

SCOPE OF LEARNING

Learning Outcomes for Primary 5 and 6

See	Express	Appreciate
Students will be able to...		
<ul style="list-style-type: none"> • Gather information and make informed links between the use of visual qualities and intentions • Draw from observing visuals and the world around them to record ideas for art making 	<ul style="list-style-type: none"> • Experiment with alternative ways to use materials and tools to make art individually and with others • Discuss the intentions of their own artworks and interpret those of others 	<ul style="list-style-type: none"> • Take pride in their own art making • Respect others' artworks, intentions and perspectives • Discuss and relate Singapore and international artworks and artists to their own experiences

Based on the syllabus, the school has customized the Art programme to focus on the following:

Primary 6	Term 1	Term 2	Term 3	Term 4
Themes	People and Objects 2D – Fine Art	Celebrations 3D – Fine Art	Nature 3D – Fine Art	CORE: Draw! 2D – Drawing
Learning Objectives <i>Students will be able to:</i>	<ul style="list-style-type: none"> • Distinguish visual qualities found in the various artworks and apply knowledge with intent • Inquire to gather information and compare artists' works to understand self-portrait • Create a self-portrait proportionately to depict theme • Take pride to share self- 	<ul style="list-style-type: none"> • Distinguish visual qualities seen in various artists' art work and make informed links in art making • Gather the symbolic meaning of totem pole • Explore different themes and materials to create friendship totem pole • Take pride to share art making process and 	<ul style="list-style-type: none"> • Explore to Distinguish visual qualities and Principles of balance to make informed links to art form • Experiment with different materials to construct artist's inspired sculpture • Share ideas with pride and respect different perspectives in depicting art • Discuss about art and varied artists using 	<ul style="list-style-type: none"> • Experiment to broaden exposure to observational and transformation drawing skills to develop their language, cognitive and executive functions • Develops self-confidence and the joy of using art to convey their ideas • Take pride in sharing art making • Discuss artist s' work form different region using art

Primary 6	Term 1	Term 2	Term 3	Term 4
	portrait, respecting others' view <ul style="list-style-type: none"> Use art vocabulary to discuss various artists and work 	intent <ul style="list-style-type: none"> Describe art form and share artists work using art vocabulary 	art vocabulary	vocabulary *Non-Assessment Task
Visual Qualities	<ul style="list-style-type: none"> Colour Line Shape Texture Form Value Space 		Proportion Unity Dominance Balance Variety Pattern/Repetition Contrast	
Aspects to be assessed	<ul style="list-style-type: none"> Visual Qualities Creativity/ Originality Skill and Usage of materials Responsibility Responsiveness/ Art Discussion 			

Assessment Rubrics

Grade A	Grade B	Grade C
<ul style="list-style-type: none"> Able to understand and make use of the particular visual qualities/skills taught with little prompting. Able to produce unusual, original and expressive artwork and to express ideas in artwork well. Able to use materials confidently with little guidance. 	<ul style="list-style-type: none"> Able to understand and make use of the particular visual qualities/skills taught with some prompting. Able to produce interesting, original and expressive but predictable artwork. Able to use materials confidently with some guidance. 	<ul style="list-style-type: none"> Little understanding of the particular visual qualities/skills taught despite constant prompting. Artwork is copied and lacks originality; unable to express ideas in artwork. Able to use materials but with much guidance.

A final grade will be awarded only at the end of the year.

RESOURCES USED

Teacher-created resources: PowerPoint slides, videos, artists' references and teacher's samples.

MUSIC EDUCATION

AIMS OF MUSIC EDUCATION IN SCHOOLS

The aims of Music Education are as follows:

1. develop awareness and appreciation for music in local and global cultures
2. develop ability for creative expression and communication through music
3. provide the basis to develop an informed and life-long involvement in music

Music Education is offered to all students in primary schools. It contributes to the quality of students' holistic education and plays a part in nurturing them to become informed audiences for the arts. Through creating music, singing and playing instruments, students learn to express themselves creatively in different modes. Listening and appreciation skills enable them to respond and engage with new music throughout their lives. Music is also an integral part of society. It is used to convey cultural and social norms of different societies. Hence, learning music helps to enrich students' social, cultural and historical awareness.

SCOPE OF LEARNING

To fulfil the aims of Music Education, the syllabus spans across three key stages from Primary One to Primary Six. Each stage comprises two levels which builds upon the competencies from the previous stage(s). The expected knowledge and skills that students should acquire over the two years of each stage are detailed in the Learning Outcomes (LO). The LO would be addressed and learned in an integrative manner, where elements and concepts are learned through active musical experiences, such as music creation, performance as well as movement in music. The display of musical skills draws on students' learning and understanding of musical elements and concepts during their musical exploration.

LO1: Perform Music in both instrumental and vocal settings, individually and in groups

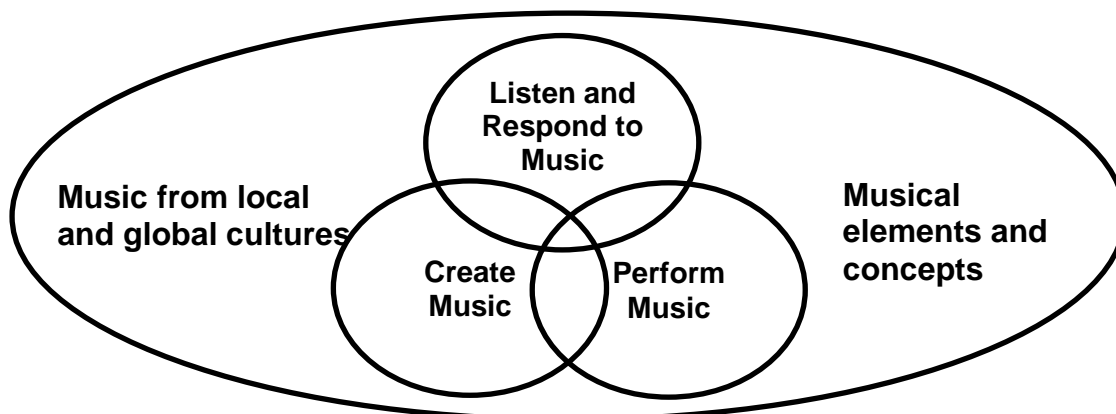
LO2: Create Music in both instrumental and vocal settings, individually and in groups

LO3: Listen and Respond to Music

LO4: Appreciate Music in local and global cultures

LO5: Understand musical elements and concepts

The following diagram summarises the approach in which the LO can be achieved.



Framework for Teaching and Learning in the Primary School Music Syllabus

The following table illustrates the general skills and knowledge to be acquired for Music in Stage 3 (Primary 5 & 6):

STAGE 3 (PRIMARY 5 & 6)

Musical Skills	Musical Elements and Concepts
Sing with accuracy, clarity and clear articulation	Tempo, Rhythm and Beat
Sing expressively with appropriate tempo, dynamics, articulation and phrasing	Pitch
Sing and perform as an ensemble	Dynamics
Play a melodic instrument to a higher level of proficiency and perform, individually and as an ensemble	Expression
Improvise and perform with voice and instruments	Form
Create rhythmic and melodic compositions to a given context	Timbre / Tone Colours
Listen to music of various cultures and styles and respond through various modes of expression to the elements of music	Tonality and Harmony
Appreciate music from local and global cultures	Texture

PROGRAMMES

In the musical journey at SDPS, students will be developing their skills in **listening & responding, creating and performing**. This will equip them with the musical capacities to express themselves and expand their learning and understanding of musical elements and concepts.

In an academic year, the broad domain in focus: **Musical Expedition**

In this domain, students will consolidate and apply their understanding of the elements and concepts of music (theory rudiments) through various forms, such as voice, instruments, movements and digital media. There will be opportunities for students to appreciate music and express themselves through various cultures / genres of music. Opportunities will also be provided for them to work collaboratively in groups through processes of music improvisation, creation and performance.

The following themes and components will be weaved into the School Music Curriculum so as to contextualise students' acquisition of the music skills and knowledge.

P6 Domain / Themes / Components
<p>Musical Expedition</p> <ul style="list-style-type: none"> • Appreciation of Local & Global Cultures • Appreciation of Music of Different Genres • Music Theory Rudiments • Music Fusion with Digital Music & Musical Instruments

MUSIC ASSESSMENT

Assessment forms an integral part of students' learning, as it highlights the salient learning points of a particular topic for students. Meaningful and effective assessments can take place when woven into the teaching and learning process. The two main forms of assessment are Formative and Summative assessments. Both assessments serve different purposes.

Formative Assessment

- Informs teacher on how to improve teaching and learning
- Nurtures reflective and self-directed learners
- Feedback will be given to students regularly throughout the year based on the musical activities

Summative Assessment

- Ranks students' level of competency in terms of musical learning and development
- A final grade will be awarded only at the end of the year. The Revised Music Grade Descriptors are shown in the table below.

Grade A	Grade B	Grade C
Most of the Learning Outcomes are at the <u>proficient</u> levels of achievement, based on the corresponding Syllabus Learning Outcomes of each stage	Most of the Learning Outcomes are at the <u>satisfactory</u> levels of achievement, based on the corresponding Syllabus Learning Outcomes of each stage	Most of the Learning Outcomes are at the <u>emergent</u> levels of achievement, based on the corresponding Syllabus Learning Outcomes of each stage

As a holistic part of music education, students will be exposed to the musical skills of **Listening & Responding, Creating and Performing**. These are not discrete entities; they overlap, leading to a holistic music education experience for students. Therefore, singing, listening, creating and performing skills will be observed and assessed through varied ways to reflect students' progress in music learning.

RESOURCES USED

Resources are created and developed by teachers and / or adapted from Student Development Curriculum Division (MOE) and Singapore Teachers' Academy for the Arts (STAR)

CHARACTER AND CITIZENSHIP EDUCATION

AIM OF CHARACTER AND CITIZENSHIP EDUCATION IN SCHOOLS

Character and Citizenship Education (CCE) aims to inculcate values and builds competencies in our students to develop them into good individuals and useful citizens. There are eight Learning Outcomes (LO) which state what we want our students to learn and attain:

- LO1: Acquire self-awareness and apply self-management skills to achieve personal well-being and effectiveness
- LO2: Act with integrity and make responsible decisions that uphold moral principles
- LO3: Acquire social awareness and apply interpersonal skills to build and maintain positive relationships based on mutual respect
- LO4: Be resilient and have the ability to turn challenges into opportunities
- LO5: Take pride in our national identity, have a sense of belonging to Singapore and be committed to nation-building
- LO6: Value Singapore's socio-cultural diversity, and promote social-cohesion and harmony
- LO7: Care for others and contribute actively to the progress of our community and nation
- LO8: Reflect on and respond to community, national and global issues, as an informed and responsible citizen

SCOPE OF LEARNING

The components in CCE comprise CCE lessons, Form Teacher Guidance Period (FTGP), school-based CCE and the CCE Guidance Module.

- **CCE lessons**

These focus on the teaching of values, knowledge and skills for CCE in Mother Tongue languages. For students who offer the non-Tamil Indian Languages (NTIL), namely, Bengali, Punjabi and Urdu as their Mother Tongue and for those who are exempted from taking Mother Tongue Language, CCE will be taught in English. The lessons are progressive and developmental, and cover the following domains:

- Self – being who I am and becoming who I can be
- Family – strengthening family ties
- School – fostering healthy friendships and team spirit
- Community – understanding our community and building an inclusive society
- Nation – developing a sense of national identity and nation-building
- World (Primary 5&6) – being an active citizen in a globalised world

- **Form Teacher Guidance Period (FTGP)**

The central idea, and purpose, behind FTGP is to provide protected time within the curriculum to:

- provide quality interaction time between form teachers and students for form teachers to build positive relationships with their students, and
- equip students with social and emotional competencies

The school sets aside curriculum time for the facilitation of FTGP every fortnightly, alternating with school assemblies during which school-based CCE programme and values-education talks are conducted. During FTGP, the following will take place:

- Game and play-based activities between form teacher and his/her students so as to build a safe environment for students and to enhance bonding between form teacher and students
- Explicit teaching of social and emotional competencies

Lessons on Cyber Wellness and Education and Career Guidance will also be covered in FTGP. Additionally, FTGP is also a platform for building teacher-student relationship.

To further enhance students' social-emotional learning, the school also involves the Allied Educator (Counselling) in delivering some sharing to help students identify feelings and learn ways to manage them.

- **School-based CCE Programme**

This includes activities that complement CCE lessons, and could include assembly programme, values education talks and commemoration of National Education (NE) events and major festive celebrations.

- **CCE Guidance Module**

The compulsory CCE Guidance Module, namely Sexuality Education (delivered through the Growing Years series), will be delivered only to Primary 5 and 6 students. It addresses issues associated with child and adolescent development.

- **Values in Action (VIA)**

This refers to learning experiences where students put values into practice within the context of real-life situations in the family, school, community, nation and the world. Students learn to identify and understand their community issues, initiate action among peers to make a difference and improve the lives of others in the community. They will then reflect on their experience, and how they can continue to contribute meaningfully. VIA in Springdale Primary School is carried out through its *I CARE I & I CARE II Programme*.

- **Education and Career Guidance (ECG)**

Education and Career Guidance (ECG) is about equipping students with the necessary knowledge, skills and values to make informed decisions at each key education stage for successful transition from school to further education or work, and hence to manage their career pathways and lifelong learning throughout their lives. Through ECG, social emotional competencies and qualities of proactivity,

adaptability and resilience are developed to prepare students for the 21st Century.

The purpose of ECG is to:

- nurture student's **self-awareness, self-directedness** and **life skills** for continuous learning and training; (Skills)
- enable students to **explore** viable education and career **options through the provision of accurate and comprehensive information**; (Knowledge)
- inculcate an **appreciation** for **the value of all occupations** and how they contribute to the well-functioning of society; (Mindsets) and
- equip students with **skills and means to positively engage** their parents and other **career influencers** (Engaging the community).

ECG has different emphasis at different levels:

- **Primary School Emphasis: Awareness**
Awareness of interests, abilities and career aspirations
 1. Relation of self to others and work
 2. Initial preferences in occupational roles assumed in play
- **Secondary School Emphasis: Exploration**
Exploring the world of work
 1. Awareness of relevant courses of study and educational pathways
 2. Awareness of skills, interests and values
- **Upper/Post-Secondary Emphasis: Planning**
Clarification of career self-concept
 1. Developing skills in gathering information
 2. Development of decision-making skills

At the primary school level, ECG lessons for P3 to P6 levels have been incorporated into the FTGP package and will be delivered during FTGP.

In addition to the ECG lessons, the school will also facilitate post-examination ECG programme for P5 & P6 students which may include:

- Teaching students how to access and use the MySkillsFuture portal, which is a 24/7 one stop site for students to find out more about occupations, education institutions and even pick up interview and resume writing skills. The goal setting module also allows them to make and track self-set goals which encourages them to stay motivated and on track in their education and non-education pursuits.
 - Talks by supportive partners/parents on Career Awareness Day to expose students to the world of work and the job requirements of the different kinds of works.
 - Road show with partner secondary schools for Primary 6 students, which may include a visit to a secondary school, to help them with decisions on the selection of secondary schools.
- **Sexuality Education (SEd)**
Sexuality Education in schools is about enabling students to:
 - Understand the physiological, social and emotional changes they experience as they mature;

- Develop healthy and rewarding relationships including those with members of the opposite sex; and
- Make wise, informed and responsible decisions on sexuality matters.

SEd covers the following dimensions of a person's sexuality:

- **Physical:** Physical sexual maturation and intimacy, the physiology of sex and human reproduction;
- **Emotional:** Sexual attitudes and feelings towards self and others;
- **Social:** Sexual norms and behaviour and their legal, cultural and societal implications; and
- **Ethical:** Values and moral systems related to sexuality.

The goals of SEd are:

- To help students make wise, responsible and informed decisions through the provision of accurate, current and age-appropriate **knowledge** on human sexuality and the consequences of sexual activity;
- To help students know themselves and build healthy and rewarding relationships through the acquisition of **social and emotional skills** of self-awareness, management of their thoughts, feelings and behaviours, development of empathy for others, possession of effective communication, problem-solving and decision-making skills; and
- To help students develop a moral compass, respect for themselves and for others as sexual beings, premised on the heterosexual married couple forming a nuclear family as the basic unit of society, through the inculcation of **positive mainstream values and attitudes** about sexuality.

The key messages of SEd are:

- Love and respect yourself as you love and respect others
- Build positive relationships based on love and respect (which are the foundations for strong families)
- Make responsible decisions for yourself, your family and society
- Abstinence before marriage is the best protection against STIs/HIV and unwanted pregnancies. Casual sex can harm and hurt you and your loved ones

The guiding principles for SEd are:

- **Home**
 - Parents play the primary role in the sexuality education of their children
- **Schools**
 - The teaching of knowledge and skills is integrated with the teaching of values
 - SEd is premised on the family as the basic unit of society.
 - Specially-selected teachers are trained by MOE to teach SEd
- **Community**
 - Students and teachers will respect the different attitudes, values and beliefs
 - Relevant resources in the community may be brought in to supplement schools' SEd programmes where needed

The Growing Years (GY) programme for SEd is developmental and spiral in nature, beginning at the Primary 5 through to the Junior College or Centralised Institute levels. The programme provides for the developmental needs of students at the different stages or levels.

Assessment

Assessment will be formative and include:

- **Teacher's assessment**
Teacher provides feedback and words of encouragement to motivate students to learn and improve
- **Self-assessment**
Students reflect on their own learning through reflections and self-checklists
- **Peer assessment**
Students give feedback to one another for improvement
- **Parents' feedback**
Parents affirm students' effort through positive comments

RESOURCES USED

- CCE Textbooks and Journals
- FTGP Journals
- Teacher-created resources for VIA
- Teacher-created reflection journals, checklists and rubrics
- OPAL resources for ECG & SEd

SOCIAL STUDIES

AIMS OF SOCIAL STUDIES IN SCHOOLS

The aim of Social Studies (SS) is to develop the civic competencies of our students so that they can be informed, concerned and participative citizens.

As an ***informed*** citizen, the student would:

- understand his/her own identity vis-à-vis his/her identity as a Singaporean with a global outlook;
- understand different perspectives;
- view the world with an understanding of the Singapore perspective;
- apply reflective thought in making quality decisions;
- analyse, negotiate and manage complex situations; and
- evaluate information, consider different viewpoints and exercise discernment in reaching well-deliberated conclusions and responsible decisions.

As a ***concerned*** citizen, the student would:

- have a sense of belonging to his community and nation;
- find it important to engage in issues of societal concern because he/she understands the potential impact his/her response has on society;
- show commitment to social cohesion by appreciating diversity in society; and
- have an awareness of the ethical consequences of decision-making

As a ***participative*** citizen, the student would:

- be motivated to identify issues of concern and take action;
- be resilient in addressing concerns of the community or society in spite of challenges faced; and
- be empowered to take personal and collective responsibility for effecting change for the common good; and serve to make a positive difference to others.

THE SOCIAL STUDIES FRAMEWORK

The SS curriculum spans across the primary and secondary levels. At the heart of the studies is the preparation of students to be citizens of tomorrow by helping them to better understand the interconnectedness in the world they live in and appreciate the complexities of the human experience.

SS seeks to inculcate in students a deeper understanding of the values that define the Singaporean society and nurture dispositions to show concern for the world they live in and demonstrate empathy in their relationships with others. The curriculum therefore envisions the SS students as an informed, concerned and participative citizen who is competent in quality decision-making with an impassioned spirit to contribute responsibly in the world he/she lives in.



SCOPE OF LEARNING

The SS syllabus is organised into three broad clusters titled Discovering Self and Immediate Environment, Understanding Singapore in the Past and Present, and Appreciating the World and Region We Live In.

Clusters of Study		Inquiry Focus
Cluster 1: Discovering Self and Immediate Environment		
Primary 1	Knowing Myself, Others and My Surroundings	Who am I in relation to the people and places around me?
Primary 2	Coming Together as a Nation	What unites us as people of Singapore?
Cluster 2: Understanding Singapore in the Past and Present		
Primary 3	Understanding Singapore	How do we appreciate the country we live in?
Primary 4	Valuing Our Past	How is life in Singapore today shaped by what happened in the past?
Cluster 3: Appreciating the World and Region We Live In		
Primary 5	Appreciating the World	How have the legacies of the world impacted our lives today?
Primary 6	Discovering Southeast Asia	How is Southeast Asia important to Singapore?

At Primary 5, students will explore the world, the diverse communities of people and their way of life. Students will also embark on a study of the achievements of various ancient civilisations, with attention given to India and China. While gaining an awareness of the rich cultural heritage, students will also come to appreciate the legacies which continue to influence our lives today.

Assessment

SS is a non-examinable subject at the primary level but assessment is important to help monitor students' progress in their learning of SS. Primary 5 students will be assessed on their knowledge, skills and values that they acquire through the learning of SS. Assessment include a combination of selected activities in their SS Activity Book, participation level and gallery etiquette during learning journey as well as a performance task where they have to develop a presentation to communicate their key understandings or message(s) pertaining to the topic of study. A grade of A, B or C will be awarded accordingly.

RESOURCES USED

- Social Studies Inquiry into Our World Textbooks 6A & 6B
- Social Studies: Inquiring Into Our World Activity Book 6A & 6B

HOLISTIC ASSESSMENT

Assessment is an integral part of the interactive process of teaching and learning. It is an on-going process by which teachers gather information about students' learning to inform and support teaching.

The main purpose of holistic assessment is to provide regular, timely and meaningful feedback on what students are doing to achieve specific learning outcomes. It monitors students' progress and identifies their strengths and weaknesses so that more focussed and effective remedial assistance can be rendered.

This form of assessment also helps teachers to monitor students' learning and their performance in different aspects of the required skills. Quantitative feedback in the form of grades and marks, and qualitative feedback in the form of teacher comments help students learn about their strengths, weaknesses and the steps they could take to improve their learning.

The assessment plans for Standard English Language, Standard and Higher Mother Tongue Languages, Standard Mathematics and Standard Science are appended in the following pages for your reference. The information presented is correct at the point of this publication. More details with regard to the weighted assessment items will be disseminated via the Parents' Letters at the beginning of each term.

STANDARD ENGLISH LANGUAGE

Skills	Term 1	Term 2	Term 3	Term 4
Listening & Viewing	Listening Comprehension	Listening Comprehension	Listening Comprehension	PSLE
Speaking & Reading	Reading Aloud & Stimulus-based Conversation (Peer Assessment)	Oral Practice Spelling/Dictation Writing Practices	Oral Practice Spelling/Dictation Writing Practices	
Writing & Representing	Spelling/Dictation Process Writing	Component Mastery Booklets	Component Mastery Booklets	
Language Use	Component Mastery Booklets <u>Continual Assessment 1 (10%)</u> <ul style="list-style-type: none"> • Grammar • Vocabulary • Cloze Passages • Synthesis / Transformation • Comprehension 	<u>Semestral Assessment 1 (30%)</u> a. Listening Comprehension b. Oral <ul style="list-style-type: none"> • Reading Aloud • Stimulus-based conversation c. Writing <ul style="list-style-type: none"> • Situational Writing • Continuous Writing d. Language Use <ul style="list-style-type: none"> • Grammar • Vocabulary • Cloze Passages • Synthesis/ Transformation • Comprehension 	<u>Semestral Assessment 2 (60%)</u> a. Listening Comprehension b. Oral <ul style="list-style-type: none"> • Reading Aloud • Stimulus-based conversation c. Writing <ul style="list-style-type: none"> • Situational Writing • Continuous Writing d. Language Use <ul style="list-style-type: none"> • Grammar • Vocabulary • Cloze Passages • Synthesis/ Transformation • Comprehension 	
Total (100%)	10%	30%	60%	
No. of weighted assessments	1	4	4	

* Weighted items are in bold

STANDARD MATHEMATICS

Topics	Term 1	Term 2	Term 3	Term 4
Number & Algebra <ul style="list-style-type: none"> • Chp 1: Algebra • Chp 2: Fractions • Chp 3: Ratio • Chp 4: Percentage 	Speed Sums Journal Diagnostics Worksheet	Speed Sums Journal Diagnostics Worksheet	Revision Papers Preliminary Assessment (60%/ 100m) <ul style="list-style-type: none"> • Entire SMA syllabus 	PSLE
Measurement & Geometry <ul style="list-style-type: none"> • Chp 5: Angles in Geometrical Figures • Chp 6: Circles • Chp 7: Speed • Chp 8: Volume • Chp 10: Solid Figures and Nets 	Continual Assessment 1 (10%/ 100m) <ul style="list-style-type: none"> • Chp 1 • Chp 2 • Chp 3 • Chp 4 • P5 Topics <ul style="list-style-type: none"> • Whole Numbers • 4 Operations of Whole Numbers 	Semestral Assessment 1 (30%/ 100m) <ul style="list-style-type: none"> • Chp 1 to 10 Performance Task 1 <ul style="list-style-type: none"> • Chp 10 		
Statistics <ul style="list-style-type: none"> • Chp 9: Pie Charts 				
Total (100%)	10%	30%	60%	
No. of weighted assessments	1	1	1	

* Weighted items are in bold

STANDARD SCIENCE

Themes	Term 1	Term 2	Term 3	Term 4
<p><u>P6 Themes</u> Energy</p> <ul style="list-style-type: none"> • Photosynthesis • Energy Conversion <p>Interactions</p> <ul style="list-style-type: none"> • Effects of a force • Types of forces • Environmental factors • Populations & Communities • Food chains & webs • Adaptations • Man & the environment <p><u>P5 Themes</u></p> <ul style="list-style-type: none"> • Cycles • Systems <p><u>P3 & P4 Themes</u></p> <ul style="list-style-type: none"> • Diversity • Systems • Cycles • Energy • Interactions 	<p><u>Continual Assessment 1</u> (100m/ 10%) <u>P3, P4 & P5 Themes:</u></p> <ul style="list-style-type: none"> • Diversity • Systems • Cycles • Energy • Interactions <p><u>P6 Themes:</u> Energy</p> <ul style="list-style-type: none"> • Photosynthesis • Energy Conversion <p>Interactions</p> <ul style="list-style-type: none"> • Effects of a force <p><u>Performance-Based Assessment</u></p> <ul style="list-style-type: none"> • Creative Toy Challenge 	<p><u>Semestral Assessment 1</u> (100m/ 30%) <u>P3, P4 & P5 Themes:</u></p> <ul style="list-style-type: none"> • Diversity • Systems • Cycles • Energy • Interactions <p><u>P6 Themes:</u> Energy</p> <ul style="list-style-type: none"> • Photosynthesis • Energy Conversion <p>Interactions</p> <ul style="list-style-type: none"> • Forces • Environmental factors • Populations & Communities • Food Chains and webs <p><u>Performance-Task</u></p> <ul style="list-style-type: none"> • Eco-trail on environmental factors 	<p><u>Preliminary Assessment</u> (100m/ 60%) <u>P3 to P6 Themes</u></p> <ul style="list-style-type: none"> • Diversity • Systems • Cycles • Energy • Interactions 	<p><u>PSLE</u> <u>Performance-Based Assessment</u></p> <ul style="list-style-type: none"> • Microbit Engineering Challenge
Total (100%)	10%	30%	60%	
No. of weighted assessments	1	1	1	

* Weighted items are in bold

STANDARD MOTHER TONGUE LANGUAGE

Skills	Term 1	Term 2	Term 3
Listening	Class Practices for Conversation based on video stimulus	Semestral Assessment 1 (30%) a. Composition (40 m) b. Written & Language Use (90 m) • Grammar • Vocabulary • Comprehension c. Listening Comprehension (20 m) d. Oral • Reading Aloud (20 m) • Conversation based on video stimulus (30 m)	Prelim (60%) a. Composition (40 m) b. Written & Language Use (90 m) • Grammar • Vocabulary • Comprehension c. Listening Comprehension (20 m) d. Oral • Reading Aloud (20 m) • Conversation based on video stimulus (30 m)
Speaking & Spoken Interaction			
Reading	Practices for Reading		
Writing & Language Use/ Written Interaction	Continual Assessment 1 (10%) • Grammar • Vocabulary • Comprehension		
Total (100%)	10%	30%	60%
No of weighted assessments	1	4	4

* Weighted items are in bold

HIGHER MOTHER TONGUE LANGUAGE

Skills	Term 1	Term 2	Term 3
Writing & Language Use/ Written Interaction	Continual Assessment 1 (10%) Language Use & Comprehension (60 m)	Semestral Assessment 1 (30%) a. Composition (40 m) b. Language Use & Comprehension (60 m)	Prelim (60%) a. Composition (40 m) b. Language Use & Comprehension (60 m)
Total (100%)	10%	30%	60%
No of weighted assessments	1	2	2

* Weighted items are in bold

Note: Students who has opted for HTML will sit for 2 sets of examination papers, both Standard & HMTL.